



HARBOUR CENTRE DEVELOPMENT LIMITED

Stock Code: 0051

ANNUAL REPORT 2023



# CONTENTS

2	Business Model and Corporate Strategy
3	Corporate Information
4	Shareholder Information
5	Chairman’s Statement
7	Financial Highlights
8	Business and Financial Review
13	Corporate Sustainability
16	Corporate Governance Report
34	Directors’ Report
48	Independent Auditor’s Report
54	Consolidated Income Statement
55	Consolidated Statement of Comprehensive Income
56	Consolidated Statement of Financial Position
57	Consolidated Statement of Changes in Equity
58	Consolidated Statement of Cash Flows
60	Notes to the Financial Statements
92	Material Accounting Policies
114	Principal Subsidiaries, an Associate and a Joint Venture
117	Schedule of Principal Properties
118	Ten-year Financial Summary

## BUSINESS MODEL

Harbour Centre Development Limited is a listed subsidiary of Wharf Real Estate Investment Company Limited (stock code: 1997), with hotel and property investments as its core businesses.

Flagship assets comprise The Marco Polo Hongkong Hotel (“MP Hong Kong”), The Murray, Hong Kong, a Niccolo Hotel (“The Murray”) and Niccolo Suzhou. Located at Harbour City in Tsimshatsui, MP Hong Kong has been a core operating asset for over 50 years. The Murray, a luxury hotel at a prominent location in Central and part of the “Conserving Central” Initiative, opened in 2018. Niccolo Suzhou, also a luxury hotel and at the top of Suzhou’s tallest building at 450 metres, opened in 2021.

Exit from Development Properties in Mainland China continues at an advanced stage, with only unsold and slow-moving stock remaining.

## CORPORATE STRATEGY

The Group endeavours to generate return to shareholders through:

- (a) Owning and operating prime hotels and Investment Properties in prime locations through continuous product and service enhancement to maximise income and value; and
- (b) Exercising prudent and disciplined financial management at all times.

# CORPORATE INFORMATION

## BOARD OF DIRECTORS

### Chairman

Mr Stephen T H Ng

### Non-executive Directors

Hon Frankie C M Yick, *GBS, JP*

Mr Peter Z K Pao

### Independent Non-executive Directors

Mr David T C Lie-A-Cheong, *SBS, OM, JP*

Mr Roger K H Luk, *BBS, JP*

Mr Michael T P Sze

Mr Brian S K Tang

Mr Ivan T L Ting

## COMPANY SECRETARY

Ms Grace L C Ho, *FCG, HKFCG*

## AUDITORS

KPMG, Certified Public Accountants and Public Interest Entity Auditor registered in accordance with the Accounting and Financial Reporting Council Ordinance

## PRINCIPAL BANKER

The Hongkong and Shanghai Banking Corporation Limited

## SHARE REGISTRAR

Tricor Tengis Limited

17/F, Far East Finance Centre

16 Harcourt Road

Hong Kong

## REGISTERED OFFICE

16th Floor, Ocean Centre, Harbour City

Canton Road, Kowloon, Hong Kong

Telephone: (852) 2118 8118

Fax: (852) 2118 8018

Website: [www.harbourcentre.com.hk](http://www.harbourcentre.com.hk)

# SHAREHOLDER INFORMATION

## LISTING

Ordinary Shares  
The Stock Exchange of Hong Kong Limited  
Stock Code: 51

Number of issued shares  
as at 31 December 2023 708,750,000

## ANNUAL GENERAL MEETING

Closure of Register of Members  
(to ascertain shareholders' right to attend and vote at  
2024 Annual General Meeting) 29 April 2024 to 3 May 2024  
(both days inclusive)

2024 Annual General Meeting 11:15 a.m., 3 May 2024  
(at Jade Room, 6th Floor  
The Macro Polo Hongkong Hotel  
3 Canton Road, Kowloon, Hong Kong)

## CONTACTS

Shareholder enquiries: [sh@harbourcentre.com.hk](mailto:sh@harbourcentre.com.hk)  
Investor enquiries: [ir@harbourcentre.com.hk](mailto:ir@harbourcentre.com.hk)  
Media enquiries: [pr@harbourcentre.com.hk](mailto:pr@harbourcentre.com.hk)

# CHAIRMAN'S STATEMENT

## THE YEAR IN REVIEW

In 2023, the tourism market in Mainland China and Hong Kong followed different paths. Mainland experienced rapid general recovery due to strong domestic travel demand. Without a meaningful domestic market, Hong Kong toiled under the pressure of unfavourable currency exchange rates and limited airline capacity.

In Hong Kong, visitor arrivals reached only around 52% of the more normal level in 2018. The hotel industry returned to profitability after more than three years of serious bleeding. However, manpower shortages and rising inflation also added to the industry's operational woes.

The Murray and MP Hong Kong achieved steady recovery in revenue and operating profit since border re-opening. In recognition of their top-notch assets and service excellence, The Murray has received the prestigious Forbes Travel Guide "Five-Star Award" for two consecutive years and MP Hong Kong maintained its status as a Forbes' Recommended Hotel for four consecutive years.

Niccolo Suzhou, which had opened in 2021 at the height of COVID, reported good growth in occupancy and revenue but recovery in Suzhou as a market fell behind the national pace.

On the Investment Properties ("IP") front, retail sales growth in Hong Kong was modest due to the slow recovery in inbound tourism and subdued consumer sentiment.

Development Properties ("DP") market in Mainland China weakened further as developer debt issues fueled anxiety and dampened buyer sentiment, at a time when confidence was already sagging. The Group's unsold stock in the 80%-owned Suzhou International Finance Square ("SZIFS") and 27%-owned Shanghai South Station project comprised mainly offices and remained slow-moving. Appropriate non-cash and unrealised impairment provisions were made in the financial statements.

## BUSINESS PERFORMANCE

The Group's consolidated revenue grew by 39% to HK\$1,579 million (2022: HK\$1,139 million) and operating profit increased to HK\$408 million (2022: HK\$29 million). Underlying net loss amounted to HK\$201 million (2022: HK\$133 million). Inclusive of net revaluation surplus for IP, Group loss attributable to equity shareholders narrowed to HK\$107 million (2022: HK\$197 million).

In view of the loss in 2023 and the challenging operating environment in 2024, the Board of Directors has resolved not to pay any dividend for 2023 (2022: Nil).

Hotels revenue registered a significant increase of 65% to HK\$952 million (2022: HK\$577 million) and operating profit turned around to HK\$26 million (2022: loss of HK\$240 million).

## CHAIRMAN'S STATEMENT

IP revenue increased to HK\$242 million (2022: HK\$217 million) and operating profit to HK\$213 million (2022: HK\$189 million).

DP revenue increased to HK\$238 million (2022: HK\$193 million) and reported an operating profit of HK\$28 million (2022: loss of HK\$61 million), mainly due to sales recognition of SZIFS.

Net cash inflow amounted to HK\$224 million, mainly from SZIFS.

As at the end of the year, the Group's total assets aggregated to HK\$16.9 billion and net asset value per share was HK\$20.22.

Net debt reduced to HK\$145 million (31 December 2022: HK\$464 million) and gearing ratio improved to 1% (2022: 3%) of total equity.

### OUTLOOK

Looking ahead, geopolitical and economic uncertainties cloud the outlook for the hospitality and retail sectors both in Hong Kong and the Mainland, despite anticipated further recovery in passenger traffic. The market for the Group's remaining DP stock is also not expected to substantially improve during the year.

### APPRECIATION

On behalf of the Board and shareholders, I wish to extend my sincere appreciation to our valued customers, business partners and employees. Your unwavering trust, support and dedication have been essential during these extraordinary times.

**Stephen T H Ng**

*Chairman*

Hong Kong, 5 March 2024



## FINANCIAL HIGHLIGHTS

	2023 HK\$ Million	2022 HK\$ Million	Change
<b>Results</b>			
Revenue	1,579	1,139	+39%
Operating profit	408	29	+1,307%
Underlying net loss (Note a)	(201)	(133)	-51%
Loss attributable to equity shareholders	(107)	(197)	+46%
Dividend for the year	-	-	
<b>Loss per share</b>			
Underlying net loss (Note a)	(HK\$0.28)	(HK\$0.19)	-51%
Reported loss	(HK\$0.15)	(HK\$0.28)	+46%
<b>Dividends per share</b>			
	-	-	
<b>Financial Position</b>			
Total assets	16,896	18,849	-10%
Total business assets (Note b)	16,290	17,989	-9%
Net debt	(145)	(464)	-69%
Shareholders' equity	14,329	15,128	-5%
Total equity	14,438	15,334	-6%
Number of issued shares (in million)	709	709	-
Net asset value per share	HK\$20.22	HK\$21.34	-5%
Net debt to total equity	1.0%	3.0%	-2.0% pt

Financial year	Profit/(loss) to shareholders			Shareholders' equity		Earnings/(loss) per share		
	Underlying net profit/ (loss) HK\$ Million	Reported profit/(loss) HK\$ Million	Total equity HK\$ Million	Total HK\$ Million	Per share HK\$	Underlying		Dividends per share HK\$
						net profit/ (loss) HK\$	Reported profit/(loss) HK\$	
2014	851	1,082	17,246	16,205	22.86	1.20	1.53	0.60
2015	1,194	1,231	17,330	16,185	22.84	1.68	1.74	0.70
2016	762	692	16,546	15,829	22.33	1.08	0.98	0.50
2017	1,290	1,320	18,203	17,554	24.77	1.82	1.86	0.70
2018	512	831	17,889	17,276	24.38	0.72	1.17	0.30
2019	435	117	17,467	17,084	24.10	0.61	0.17	0.22
2020	413	(1,119)	15,929	15,482	21.84	0.58	(1.58)	0.14
2021	40	(24)	15,937	15,617	22.03	0.06	(0.03)	-
2022	(133)	(197)	15,334	15,128	21.34	(0.19)	(0.28)	-
<b>2023</b>	<b>(201)</b>	<b>(107)</b>	<b>14,438</b>	<b>14,329</b>	<b>20.22</b>	<b>(0.28)</b>	<b>(0.15)</b>	<b>-</b>

Notes:

- (a) Underlying net profit/(loss) mainly excludes changes in investment property revaluation, impairment on hotel properties and non-recurring items.
- (b) Business assets exclude unallocated corporate assets mainly comprising deferred tax assets and bank deposits and cash.

# BUSINESS AND FINANCIAL REVIEW

## BUSINESS REVIEW

### Hong Kong

#### Hotels

Post-COVID tourism recovery in Hong Kong lacked momentum under unfavourable currency exchange rates, feeble economic performances around the world and slow ramp-up of airline capacity.

Hotels revenue from The Murray and MP Hong Kong increased by 69% from 2022 with a turnaround in operating profit after border restrictions were lifted. Restaurants, bars and events sector also experienced good growth, especially in corporate events and weddings. However, both faced increasing erosion due to the convenience of Shenzhen as a provider of consumer choice.

#### Investment Properties (“IP”)

As consumers remained cautious in discretionary spending, Hong Kong retail sales growth slowed to 12% in the second half of the year. The Group’s retail properties in a prime tourist location have benefitted from some recovery in tourist spending, resulting in an increase in revenue of 12% and operating profit of 13%.

### Mainland China

#### Hotels

Niccolo Suzhou, situated atop the city’s tallest building SZIFS, stands out and commands an unparalleled view. However, market recovery in Suzhou after the pandemic has been more subdued than other cities. Revenue growth of 48% and narrowing of operating loss were reported, primarily driven by higher occupancy and expanded events and catering services.

#### Development Properties (“DP”)

The segment reported a small operating profit on an increase in revenue from a low base but monetization of the large unsold stock was sluggish. Attributable impairment provisions totalling HK\$697 million were recorded to address the weak commercial property market.

Attributable contracted sales was RMB203 million. As at the end of December 2023, total remaining DP assets amounted to about RMB1.6 billion (equivalent to HK\$1.8 billion) or about 10% of Group assets.

# BUSINESS AND FINANCIAL REVIEW

## FINANCIAL REVIEW

### (I) Review of 2023 Results

Group underlying net loss amounted to HK\$201 million (2022: HK\$133 million). DP loss widened to HK\$508 million (2022: HK\$194 million) after an attributable impairment provision of HK\$697 million while Hotels segment turned in a marginal profit of HK\$3 million (2022: loss of HK\$247 million).

Including attributable net IP revaluation surplus of HK\$94 million (2022: deficit of HK\$133 million), the Group reported a net loss of HK\$107 million (2022: HK\$197 million) attributable to equity shareholders.

#### Revenue and Operating Profit

Group revenue increased by 39% to HK\$1,579 million (2022: HK\$1,139 million) and operating profit to HK\$408 million (2022: HK\$29 million) mainly driven by the recovery of Hotels performance.

Hotels revenue increased by 65% to HK\$952 million (2022: HK\$577 million) and operating profit improved to HK\$26 million (2022: loss of HK\$240 million). Hong Kong hotels revenue increased by 69% to HK\$826 million (2022: HK\$490 million) and operating profit amounted to HK\$45 million (2022: loss of HK\$193 million) with increase in occupancy and room rate. Mainland revenue increased by 45% to HK\$126 million (2022: HK\$87 million) and operating loss narrowed to HK\$19 million (2022: HK\$47 million).

IP revenue increased by 12% to HK\$242 million (2022: HK\$217 million) and operating profit by 13% to HK\$213 million (2022: HK\$189 million).

DP revenue increased by 23% to HK\$238 million (2022: HK\$193 million) and turned in an operating profit of HK\$28 million (2022: loss of HK\$61 million).

Investments operating profit, primarily from dividend income, amounted to HK\$140 million (2022: HK\$142 million).

#### IP Revaluation Change

The Group's IP were stated at fair value based on independent valuation as at 31 December 2023, resulting in a revaluation surplus of HK\$94 million for the year (2022: deficit of HK\$133 million) which was credited to the consolidated income statement.

#### Other Net Charge

Other net charge of HK\$493 million stemmed mainly from impairment provision for DP projects held by subsidiaries.

#### Finance Costs

Net finance costs amounted to HK\$38 million (2022: HK\$43 million).

#### Share of Results (after tax) of an Associate

Attributable loss of an associate amounted to HK\$168 million (2022: HK\$68 million) after DP impairment provision of HK\$303 million.

# BUSINESS AND FINANCIAL REVIEW

## Income Tax

Taxation charge for the year was HK\$5 million (2022: HK\$12 million).

## Loss Attributable to Equity Shareholders

Group loss attributable to equity shareholders for the year was HK\$107 million (2022: HK\$197 million). Loss per share was HK\$0.15 (2022: HK\$0.28) based on 708.8 million ordinary shares in issue.

Underlying net loss (a performance indicator of the Group's major business segments and arrived at after excluding the attributable net IP revaluation surplus) attributable to equity shareholders is analysed as below:

	2023 HK\$ Million	2022 HK\$ Million
<b>Underlying net loss</b>	<b>(201)</b>	(133)
Attributable net IP revaluation surplus/(deficit)	<b>94</b>	(133)
Attributable net liquidated damage from termination of disposal of a hotel property	–	69
Loss attributable to equity shareholders	<b>(107)</b>	(197)

## (II) Review of Financial Position, Liquidity, Resources and Commitments

### Shareholders' and Total Equity

As at 31 December 2023, shareholders' equity decreased by 5% to HK\$14,329 million (2022: HK\$15,128 million), equivalent to HK\$20.22 per share (2022: HK\$21.34 per share). The decrease was mainly attributable to Group loss and the deficit arising from investment revaluation. Including non-controlling interests, the Group's total equity amounted to HK\$14,438 million (2022: HK\$15,334 million).

Hotel properties are stated at cost less accumulated depreciation and impairment provision in accordance with prevailing Hong Kong Financial Reporting Standards. Restating hotel properties based on independent valuation as at 31 December 2023 would give rise to a revaluation surplus of HK\$3,913 million and increase the Group's shareholders' equity as at 31 December 2023 to HK\$18,242 million, equivalent to HK\$25.74 per share.

### Assets and Liabilities

Total assets were reported at HK\$16,896 million (2022: HK\$18,849 million). Total business assets, excluding bank deposits and cash and deferred tax assets, amounted to HK\$16,290 million (2022: HK\$17,989 million).

Geographically, business assets in Hong Kong amounted to HK\$12,783 million (2022: HK\$13,241 million), representing 78% of total business assets (2022: 74%). Mainland business assets decreased to HK\$2,720 million (2022: HK\$3,708 million), representing 17% of total business assets (2022: 21%).

### Hotels

Hotel properties, at cost less depreciation, amounted to HK\$6,681 million (2022: HK\$6,572 million), which comprised The Murray, MP Hong Kong, Niccolo Suzhou and Marco Polo Changzhou.

# BUSINESS AND FINANCIAL REVIEW

## Investment Properties

IP amounted to HK\$5,099 million (2022: HK\$5,005 million), which comprised MP Hong Kong's commercial podium and Star House units.

## Development Properties for Sale/Interests in an Associate and Joint Ventures

Total DP amounted to HK\$1,118 million (2022: HK\$1,793 million) mainly comprising SZIFS and those undertaken through an associate and joint ventures amounting to HK\$601 million (2022: HK\$835 million).

## Equity Investments

Equity investments were marked to market at HK\$2,522 million (2022: HK\$3,192 million), including mainly blue-chip equity investment held for long term capital growth and dividend return. The value of the whole portfolio represented 15% (2022: 17%) of the Group's total assets and each investment within which was individually not material to the Group's total assets. Marking these investments to market produced a net deficit of HK\$670 million (2022: HK\$90 million) as reflected in the Other Comprehensive Income Statement.

The Group's investment portfolio analysed by industry sector and by geographical location as below:

	2023 HK\$ Million	2022 HK\$ Million
Analysed by industry sector:		
– Properties	2,118	2,677
– Others	404	515
Total	2,522	3,192
Analysed by geographical location:		
– Hong Kong	1,735	2,151
– Overseas	787	1,041
Total	2,522	3,192

## Pre-sale Deposits and Proceeds

Pre-sale deposits and proceeds decreased to HK\$78 million (2022: HK\$222 million) upon recognition of revenue.

## Net Debt and Gearing

At 31 December 2023, the Group had net debt of HK\$145 million (2022: HK\$464 million), consisting of HK\$381 million in cash (mainly held in Mainland China) and HK\$526 million in bank borrowings (mainly drawn in Mainland China). Gearing at 1% of total equity (2022: 3%).

# BUSINESS AND FINANCIAL REVIEW

## Finance and Availability of Facilities and Funds

As at 31 December 2023, the Group's available loan facilities amounted to HK\$1,574 million, of which HK\$526 million were utilised. Certain banking facilities were secured by hotel and DP in the Mainland of RMB1,287 million (equivalent to HK\$1,420 million) (2022: RMB1,318 million (equivalent to HK\$1,476 million)).

The Group's debts were principally denominated in Hong Kong dollars ("HK\$") and Renminbi ("RMB") at floating rates.

The use of derivative financial instruments is strictly controlled. Instruments entered into by the Group are mainly used for managing and hedging interest rate and currency exposures.

The Group continued to maintain a reasonable level of surplus cash denominated principally in HK\$ and RMB to facilitate business and investment activities. As at 31 December 2023, the Group also held a portfolio of liquid listed equity investments with an aggregate market value of HK\$2,522 million (2022: HK\$3,192 million), which is available for use if necessary.

## Net Cash Flows for Operating and Investing Activities

For the year under review, the Group recorded a net cash inflow in operating activities of HK\$278 million (2022: outflow of HK\$147 million) mainly attributable to DP sales proceeds and decrease in construction payments. For investing activities, the Group generated a net cash inflow of HK\$44 million (2022: HK\$175 million) mainly for decrease in advance for the DP project held by an associate.

## Commitments to Capital and Development Expenditure

As at 31 December 2023, major capital and development expenditure planned for the coming years totalled HK\$0.6 billion which was mainly related to DP.

The above expenditures will be funded by internal financial resources, including cash currently on hand, as well as bank loans. Other available resources include equity investments that can be liquidated when in need.

## (III) Dividend Policy

Apart from compliance with the applicable legal requirements, the Company adopts a policy which targets to provide shareholders with reasonably stable and consistent dividends if possible and appropriate. Dividend payout from year to year will be subject to upward or downward adjustments as decided by the Board after taking into account of the Group's immediate as well as expected financial performance, cash flow, financial position, capital commitments and future requirements as well as the general business and economic environments.

The Board will review this policy from time to time with reference to its future prospect, capital requirements and other changing circumstances both internally and externally.

## (IV) Human Resources

The Group had approximately 1,200 employees as at 31 December 2023. Employees are remunerated according to their job responsibilities and the market pay trend with a discretionary annual performance bonus as variable pay for rewarding individual performance and contributions to the Group's achievement and results.

# CORPORATE SUSTAINABILITY

## OUR SUSTAINABILITY APPROACH

The Group is committed to minimising any negative environmental and social impacts on the community in which we operate. The Board of Directors (the “Board”) is committed to integrating sustainability factors into our business decision-making processes. We align ourselves with the governance and sustainability approaches of our parent company, Wharf Real Estate Investment Company Limited (“Wharf REIC”). By embracing Wharf REIC’s vision and mission, we incorporate the long-standing goal of “Building for Tomorrow” into our sustainability strategies. For detailed information regarding the Group’s environmental, social, and governance (“ESG”) performance, policies, and initiatives, please refer to our standalone Sustainability Report 2023, which has been prepared in accordance with the requirements of the Environmental, Social and Governance Reporting Guide (Appendix C2) issued by The Stock Exchange of Hong Kong Limited, the latest Global Reporting Initiative (“GRI”) Standards 2021, and with reference to the IFRS S1 General Requirements for Disclosure of Sustainability-related Financial Information and IFRS S2 Climate-related Disclosures developed by the International Sustainability Standards Board (“ISSB”). The Sustainability Report is available on the respective websites of Hong Kong Exchanges and Clearing Limited ([www.hkexnews.hk](http://www.hkexnews.hk)) and the Company ([www.harbourcentre.com.hk](http://www.harbourcentre.com.hk)).

## OUR GOVERNANCE

The Group regularly reports our ESG performance to Wharf REIC’s Sustainability Steering Committee. We actively participate in Cross-Business Units Sustainability Group meetings, where we collaborate with other teams of Wharf REIC to share and learn from best ESG practices. The Board oversees all ESG issues arising from the business activities of the Group and has delegated responsibilities to the management team to manage and integrate ESG practices into daily operations.

The Group actively collaborates with internal and external stakeholders to strengthen governance and create social value. We fully integrate our sustainability approach into our business strategies to mitigate adverse impacts on the environment and society. Through holistic risk assessment, stakeholder engagement, and materiality assessment, the Board prioritises significant ESG risks and opportunities in developing and implementing initiatives that drive the Group’s long-term ESG enhancement.

The Group maintains the highest standards of business ethics, with zero tolerance for corruption, fraud, extortion, or money laundering. Our commitment to compliance with the Prevention of Bribery Ordinance (Cap 201 of the laws of Hong Kong) and other relevant regulations is ensured through robust risk management and internal control systems. These systems are aligned with both the Anti-corruption Policy and Wharf REIC’s Compliance Policy Statement. Additionally, to ensure professional conduct in business activities, the Group has adopted Wharf REIC’s Statement of Business Integrity and Code of Conduct. The Whistleblowing Policy & Procedures allows employees a confidential channel to voice their concerns about any suspected malpractice or misconduct. Regular reviews of our business procedures are conducted to ensure ongoing compliance with our obligations.

# CORPORATE SUSTAINABILITY

## OUR ENVIRONMENT

The Group is dedicated to preserving the environment and minimising negative impacts, adhering to the applicable environmental laws and regulations in Hong Kong and the Environmental Protection Law of the People's Republic of China. Throughout the reporting year, there were no instances of non-compliance related to environmental matters.

In our efforts to reduce our environmental footprint, we have implemented various practices such as efficient management of energy and resources, waste recycling and waste reduction. We achieved ISO 14001 environmental management system certification at The Murray, Hong Kong, a Niccolo Hotel ("The Murray") and The Marco Polo Hongkong Hotel ("MP Hong Kong"). The Group actively contributes to Wharf REIC's environmental target of reducing greenhouse gas emissions by 2030, undertaking multiple initiatives related to energy conservation. Our sustainability endeavours have been acknowledged with the prestigious EarthCheck certifications. For more detailed information about our environmental initiatives, please refer to the standalone Sustainability Report 2023.

In response to the growing concerns surrounding climate change and urgency of actions, Wharf REIC re-evaluates the Group's climate-related risks in a more comprehensive methodology and with data of higher granularity. The Group collaborates closely with Wharf REIC to strengthen the climate resilience of our portfolio, demonstrating our commitment to addressing climate-related challenges as set out in Wharf REIC's Climate Change Policy Statement.

## OUR PEOPLE

The Group places a strong emphasis on prioritising its employees to achieve long-term success. In our workplace, we are dedicated to fostering equal opportunities, diversity and inclusion, and a culture of anti-discrimination. Our employees at MP Hong Kong regularly participate in seminars organised by the Equal Opportunities Committee, ensuring that they stay informed about the latest anti-discrimination legislation. On recruitment and remuneration, we strictly adhere to all relevant laws and regulations. We offer a diverse range of training programmes to enhance our employees' knowledge and skills in the areas of service quality, health and safety, and business ethics.

In our commitment to achieving zero injuries in our operations, we fully comply with both the Occupational Safety and Health Ordinance (Cap 509 of the laws of Hong Kong) and Wharf REIC's Safety and Health Policy. We successfully achieved ISO 45001 occupational safety and health management system certification at The Murray and MP Hong Kong. We conduct periodic evaluations of the Group's safety manual and Policy on Work Accidents and Injuries. No work-related fatalities were reported in 2023.

Regular evaluations of our business practices are conducted to ensure compliance with our obligations. During the reporting year, no instances of non-compliance related to employment and occupational safety and health issues were recorded.



# CORPORATE SUSTAINABILITY

## OUR VALUE CHAIN

Customer experience and satisfaction are of paramount importance in achieving excellence in our products and services. We aim at quality excellence, attaining ISO 9001 quality management system certification at The Murray and MP Hong Kong. We treat food safety with priority, and we conduct audits to identify any potential issues related to food safety and hygiene. In accordance with our Operations Manual – Food Safety Hygiene, we develop corrective actions to address these concerns. In addition to complying with government regulations, we have further strengthened our food safety control and management by conducting regular audits of our suppliers' facilities and implementing unannounced audits. We also utilise our traceability system to ensure accurate country-of-origin labelling for all purchased foods.

The Group strictly adheres to all legal requirements and voluntary codes related to fundamental aspects of our business operations. To assist our employees to better comprehend and act in accordance with the Competition Ordinance (Cap 619 of the laws of Hong Kong), the Group provides guidelines and training. In addition to the protection of our employees, to ensure accurate and sufficient information is presented to our customers, the Group adopts a standardised procedure for the reviewing of contracts, agreements, and marketing materials.

When it comes to customer privacy, the Group follows the Data Privacy Policy Statement and relevant procedures outlined in the Personal Data (Privacy) Ordinance (Cap 486 of the laws of Hong Kong) and the EU General Data Protection Regulation. Customer data and information are handled appropriately by authorised employees, in accordance with our policy and relevant regulations. We regularly review our data privacy policies and procedures with reference to the latest industry best practices. During the reporting year, there were no instances of non-compliance with customer privacy issues.

We integrate ESG considerations into our supplier selection process and aim to maintain a pool of reliable suppliers. We adhere to the Green Procurement Policy and take into account environmental impacts when making procurement decisions by prioritising local procurement whenever feasible. Our suppliers are required to acknowledge their understanding of our ESG compliance requirements and adhere to our Acknowledgement of Business Ethics and Integrity.

## BUSINESS-IN-COMMUNITY

The Group is dedicated to taking part in local community activities such as education, environmental protection, social welfare, and youth development. While we introduced a number of initiatives during the reporting year, the Group continues its support towards Wharf REIC's Business-in-Community programme, Project *WeCan*, with events such as hosting career seminars, company visits and job tasting programme, etc. Please refer to the standalone Sustainability Report for more information on corporate social responsibility programmes we participated in.

# CORPORATE GOVERNANCE REPORT

## (A) CORPORATE GOVERNANCE PRACTICES

The Board of Directors (the “Board”) recognises that strong corporate governance is pivotal to the Group’s corporate success and long-term sustainable growth. The Group has reinforced its corporate governance structure for ensuring proper corporate management and business integrity as well as enhancing corporate transparency and accountability, which in turn maximises benefits of its shareholders (the “Shareholders”) and other stakeholders. This Corporate Governance Report explains the corporate governance structure and practices that the Company has adopted, and illustrates how the Company has applied the Corporate Governance Code (the “CG Code”) set out in Appendix C1 of the Rules Governing the Listing of Securities (the “Listing Rules”) on The Stock Exchange of Hong Kong Limited (the “Stock Exchange”).

The Board is the core of our corporate governance structure embracing supports across the Group-wide spectrum on foundation of an efficient and accountable framework with commitments to promote the Group’s sustainability in discharge of its duties of safeguarding the interests of the Group, Shareholders as well as all other stakeholders, including *inter alia* investing public, regulators, banks, bondholders, creditors, customers, employees and the wider community.

Throughout the financial year ended 31 December 2023, the Company has applied all the principles and complied with all the applicable code provisions in the CG Code, with one exception as regards Code Provision C.2.1 as explained under section “(E) CHAIRMAN AND CHIEF EXECUTIVE” below.

The Company is committed to maintaining high standards of corporate governance to exceed the Listing Rules requirements and code provisions and adopts, where appropriate, the recommended best practices, which are to be elaborated further in this Corporate Governance Report.

## (B) CORPORATE CULTURE

The Board leads to establish, promote and continually reinforce the desired corporate culture of the Company which is underpinned by our corporate values of committing highest standard of business ethics and integrity. Our sound corporate culture reaches all levels of the Group, and aligns with the Company’s mission, corporate values and strategies.

For detailed information about the Company’s mission, corporate values and strategies, please refer to the section of “Corporate Sustainability” on pages 13 to 15 of this Annual Report and the “Sustainability” section of the Company’s website.

## (C) BOARD OF DIRECTORS

The overall management of the Company’s business is vested in the Board and the Directors of the Company (the “Directors”) are collectively responsible for promoting the success of the Company. The Board directly, and indirectly through the Board Committees, provides effective oversight and strategic guidance on the Group’s strategies and affairs, leading the achievement of strategic plans to enhance Shareholders’ value.

### (I) Composition of the Board and Directors’ Meeting Attendance in 2023

As of the date of this report, the Board consists of a total of eight members, including one Director with executive functions, two Non-executive Directors and five Independent Non-executive Directors (“INEDs”).

## CORPORATE GOVERNANCE REPORT

An up-to-date list of Directors and their roles and functions is available on the respective websites of the Company and the Stock Exchange. Directors' biographical details in full compliance with disclosure requirements under the Listing Rules are set out in "(A) Biographical Details of Directors and Senior Management" on pages 37 to 39. All Directors, including INEDs, are identified as such in all corporate communications that disclose the names of Directors.

The Board composition and attendance records of Directors at Board meetings, Board Committees meetings and annual general meeting ("AGM") during the financial year ended 31 December 2023 are set out below:

Directors	2023 Meetings Attended/Held			
	Board	Audit Committee	Remuneration Committee	Annual General Meeting
<i>Chairman</i>				
Mr Stephen T H Ng	5/5	N/A	1/1	1/1
<i>Non-executive Directors</i>				
Hon Frankie C M Yick	5/5	N/A	N/A	1/1
Mr Peter Z K Pao	5/5	N/A	N/A	1/1
<i>Independent Non-executive Directors</i>				
Mr David T C Lie-A-Cheong	5/5	N/A	N/A	1/1
Mr Roger K H Luk	5/5	3/3	N/A	1/1
Mr Michael T P Sze	5/5	3/3	1/1	1/1
Mr Brian S K Tang	5/5	3/3	1/1	1/1
Mr Ivan T L Ting	4/5	1/2	N/A	1/1
<b>Total Number of Meetings</b>	5	3	1	1

All Directors have undertaken to devote sufficient time and attention to the business of the Company. No director has any other major appointment or significant commitment demanding time and attention that will compromise his/her ability to discharge duties as a Director of the Company.

Each Director has been appointed on the strength of his calibre, experience and stature, and his potential to contribute to the proper guidance of the Group and its businesses. Apart from formal meetings, matters requiring Board approval were arranged by means of circulation of written resolutions.

During the financial year ended 31 December 2023, the Chairman held a meeting with INEDs without the presence of other Directors.

### (II) Appointment and Election of Directors

The Board, with support of the Nomination Committee, is responsible for developing and formulating the relevant procedures for nomination and appointment of Directors, monitoring the appointment of Directors and assessing the independence of INEDs. A Nomination Policy was formally adopted (details provided under sub-section "(V) Nomination Policy" of section "(C) BOARD OF DIRECTORS") which sets out the approach in identifying, assessing and nominating suitable candidates to the Board.

# CORPORATE GOVERNANCE REPORT

In accordance with the Articles of Association of the Company, all Directors are subject to retirement by rotation at an AGM at least once every three years. Any new Directors appointed by the Board either to fill a casual vacancy or as an addition to the Board are subject to re-election by Shareholders at the next general meeting of the Company. At each AGM, at least one-third of the Directors for the time being shall retire from office and the retiring Directors shall be eligible for re-election.

Mr David T C Lie-A-Cheong, Mr Peter Z K Pao and Hon Frankie C M Yick (collectively, the “Retiring Directors”) will retire at the AGM to be held on 3 May 2024. The Retiring Directors, being eligible, offer themselves for re-election. The proposed re-election of the Retiring Directors was reviewed by the Nomination Committee and the Board with reference to the criteria set out in the Nomination Policy and Board Diversity Policy adopted by the Company. Both the Nomination Committee and the Board are of the view that each of the Retiring Directors could continue to fulfill his role as required. The election of each candidate will be done through a separate resolution and there is no cumulative voting in Director elections. Details with respect to the candidates standing for re-election as Directors are set out in the AGM circular to Shareholders.

## (III) Board Independence

The Board recognises that board independence is of utmost importance and key to good corporate governance. As at the date of this report, the Board is composed of 62.5% INEDs, representing a strong independent element so that independent views carry weight for independent judgement. In addition, none of the Director has any relationship (including financial, business, family or other material or relevant relationships) with another Director.

Given the strong independent element on the board composition, independent views and inputs are always available to the Board no matter through formal or informal channels. The Chairman promotes a culture of openness and constructive relations between INEDs and other Directors to facilitate effective contribution of INEDs for independent views and inputs. The Chairman also holds separate meetings with INEDs without the presence of other Directors at least annually. Independent professional advice is sought when necessary or as required by Directors.

All existing Directors have their respective terms of appointment coming to an end not later than three years after their last re-election as Directors or, in the case of newly appointed Directors, at the next following general meeting. The re-election of any INEDs who has served on the Board for more than nine years is subject to (1) a separate resolution to be approved by Shareholders; and (2) further information to be sent out in the circular to Shareholders stating why the Board or the Nomination Committee believes the relevant INED(s) is/are still independent and should be re-elected.

Each of the INEDs has made an annual confirmation of independence in accordance with the independence guidelines set out in the Listing Rules. During their tenure as INEDs, none of them has been involved in the daily management of the Company nor has been financially dependent on the Company which would materially interfere with their exercise of independent judgement. All INEDs have demonstrated their ability to provide independent views to the Company’s matters and have brought in fresh perspectives, skills and knowledge gained from their other appointments and areas of expertise on an ongoing basis.

In recommending the re-election of a retiring INED who has served on the Board for more than nine years, the Nomination Committee will consider and satisfy itself that the length of his/her tenure has not affected his/her independence having regard to his/her actual contributions, continuing impartiality and ability to continue to demonstrate effective oversight of the Company’s management.

For the year under review, the Nomination Committee conducted an annual review on the independence of the INEDs and considers that the independence of the Board is satisfactory.

# CORPORATE GOVERNANCE REPORT

## (IV) Board Diversity

With the Board Diversity Policy adopted by the Company, the Company recognises and embraces the benefits of having a diverse Board towards enhancement of its overall performance. With a vision of achieving a sustainable and balanced development, the Company regards Board diversity as an essential element for achieving its strategic goals. Appointments of Directors are made on merits having due regard to a range of diversity objectives, including *inter alia* gender, age, cultural and educational background, length of service, professional experience, knowledge of the Group's business and a broad range of individual attributes, interests and values.

At present, more than half of the directors on the Board are INEDs. They represent diverse career experience in both international and local enterprises. They bring with them diverse professional backgrounds and they also hold or have held important public service positions in Hong Kong and Mainland China.

Currently, there is no female Director on the Board. To enhance gender diversity, the Nomination Committee will recommend and nominate at least one female director to the Board by 31 December 2024. The Board and the Nomination Committee will stay vigilant in identifying a pipeline of potential successors to the Board. The Company constantly implement recruitment and promotion policies which encourage and attract qualified incumbents to take up senior managerial and board roles.

The Board considers the current Board composition has provided the Company with a good balance of skills, experience and diversity of perspectives appropriate to the requirements of its business. The Board will continue to regularly review its composition taking into consideration board diversity for the needs and benefits of the Company's business.

The Nomination Committee reviews the implementation and effectiveness of the Board Diversity Policy at least annually to ensure it remains effective and appropriate for the Company and in compliance with regulatory requirements and good corporate governance practices.

Details of the Group's gender diversity at workforce level are set out in the Group's standalone Sustainability Report 2023.

# CORPORATE GOVERNANCE REPORT

The following table shows the diversity profile of the Board as at the date of this report:

<b>Gender</b>	Male:	100%
<b>Age Group</b>	<56:	12.5%
	56–65:	12.5%
	66–75:	62.5%
	≥76:	12.5%
<b>Length of Service</b>	<10 years:	50%
	10–15 years:	37.5%
	≥16 years:	12.5%
<b>Ethnicity</b>	Chinese:	100%
<b>Directorship with other publicly listed companies (Beyond the Wharf Group) (Number of company(ies))</b>	0:	50%
	1:	37.5%
	≥2:	12.5%
<b>Career Experience</b>	Diverse professional backgrounds: Engineering, banking, accounting, financial and securities, toy manufacturing, trading, investment, consulting and entrepreneurship  Important public service positions in Hong Kong and Mainland China: Business, industry and commerce, educations, regulatory legislation and politics	

## (V) Nomination Policy

The Company has adopted formal Nomination Policy which sets out the approach in identifying, assessing and nominating suitable candidates to the Board. For an optimal composition of the Board with sustainability, the nomination will be in pursuit of a balance of skills, experience and diversity of perspectives in the Board appropriate to the requirements of the Company's business as well as succession continuity.

The criteria listed below will be used as reference in assessing the suitability of a proposed candidate:

- Character and integrity
- Skills, knowledge and experience relevant to the Company's business and corporate strategy
- Willingness and availability to dedicate sufficient time and attention to ensure the diligent performance of duties in concurrence with his/her other major appointments and significant commitments
- Attributes enhancing the Board diversity in line with the Company's Board Diversity Policy
- Such other perspectives appropriate to the Company's business
- Requirements in respect of INEDs under the Listing Rules and whether the candidate would be considered independent with reference to the independence guidelines as set out in the Listing Rules

# CORPORATE GOVERNANCE REPORT

For appointment of new Director, the Nomination Committee as delegated by the Board shall identify and evaluate candidate based on the criteria set out above to determine whether the candidate is qualified for directorship. If the candidate is considered qualified, the Nomination Committee shall recommend to the Board for consideration and the Board, if considered appropriate, shall approve the appointment of the proposed candidate as a new Director.

For re-election of Director at general meeting, the Nomination Committee as delegated by the Board shall review the contribution made by the retiring Director and whether he/she can continue to fulfill his/her role as required with reference to the criteria set out above. The Board shall then, under advice of the Nomination Committee, make recommendation to Shareholders for the proposed re-election of Director(s) at the general meeting.

For any candidate (other than a retiring Director) nominated by the Board or Shareholder(s) to stand for election as a Director in a general meeting of the Company, the Nomination Committee shall, upon receipt of the proposal of nomination and the biographical information of the candidate, evaluate his/her suitability based on the same criteria as set out above. The Board, under advice of the Nomination Committee, may or may not make recommendation to Shareholders on their voting to the proposed election in the relevant announcement and/or circular to Shareholders.

## (VI) Operation of the Board

The Company is headed by an effective Board which makes decisions objectively in the interests of the Company. The Company's management has closely monitored changes to regulations that affect its corporate affairs and businesses, and changes to accounting standards, and adopted appropriate reporting format in its interim report, annual report and other related documents to present a balanced, clear and comprehensible assessment of the Group's performance, position and prospects. Where these changes are pertinent to the Company or Directors' disclosure obligations, the Directors are either briefed during Board meetings or issued with regular updates and materials to keep them abreast of their responsibilities and of the conduct, business activities and development of the Group.

There is a clear division of responsibilities, accountabilities and contributions between the Board and the management. Decisions on important matters are specifically reserved to the Board while decisions on the Group's general operations are delegated to the management. Important matters include those affecting the Group's strategic policies, major investments and funding decisions and major commitments relating to the Group's operations. The Board reviews these arrangements periodically to ensure that they remain appropriate to the Group's needs.

# CORPORATE GOVERNANCE REPORT

## (VII) Remuneration of Directors and Senior Management

The remuneration payable to Directors and Senior Management of the Company is by reference to the level of emoluments of similar nature normally paid by a listed company in Hong Kong to directors and senior executives of comparable calibre and job responsibilities so as to ensure a fair and competitive remuneration package as is fit and appropriate. The annual fees payable to the Board during the financial year ended 31 December 2023 are as follows:

Fee payable to:	At the rate of HK\$'000 per annum
Director	70
Member of the Audit Committee	30

Proposed resolutions for the revisions of annual fees payable to Directors with retroactive effect from 1 January 2024 will be voted by Shareholders in the forthcoming AGM as detailed in the AGM notice and circular.

In respect of the remuneration payable to Directors and Senior Management of the Company, the details have been set out in Notes 2(b) and 2(c) to the Financial Statements on pages 63 and 64 respectively.

## (VIII) Directors' Training

Newly appointed Directors receive briefings and orientation on legal responsibilities as a Director and the role of the Board. The Company Secretary also provides latest information of the business development, market changes and updates in the Listing Rules and relevant legal and regulatory requirements as well as anti-corruption practices to the Directors in a timely manner in order to make an informed decision and discharge their duties and responsibilities.

The Company has also arranged for Directors to attend training sessions and forum which place emphasis on the roles, functions and duties of a listed company director, as well as the development of regulatory updates and issues. All Directors have been required to provide training records undertaken which are maintained by the Company Secretary. The Company regularly reviews and monitors the training and continuous professional development of Directors and senior management.

All the Directors have, during the financial year under review, pursued continuous professional development and relevant details are set out below:

Directors	Type of trainings (See Remarks)
Mr Stephen T H Ng	A, B
Mr David T C Lie-A-Cheong	A, B
Mr Roger K H Luk	A, B
Mr Peter Z K Pao	A, B
Mr Michael T P Sze	A, B
Mr Brian S K Tang	A, B
Mr Ivan T L Ting	A, B
Hon Frankie C M Yick	A, B

Remarks:

A: attending seminars and/or conferences and/or forums

B: reading journals, updates, articles and/or materials, etc



# CORPORATE GOVERNANCE REPORT

## (D) DIRECTORS' SECURITIES TRANSACTIONS

The Company adopts its own set of code of conduct regarding Directors' securities transactions (the "Company's Code") with terms thereof being no less exacting than the required standard set out in the Model Code for Securities Transactions by Directors of Listed Issuers (the "Model Code") in Appendix C3 of the Listing Rules. Indeed, the Company's Code has a higher standard than the Model Code to the extent that the absolute prohibitions under paragraphs A.1 and A.3 of the Model Code, viz. forbidding Directors from securities dealings at any time in possession of inside information and during the relevant blackout periods preceding publication of financial results, shall apply not only to the listed securities of the Company itself but also of its subsidiaries and associates.

The Company has made specific enquiry of all Directors and all Directors have complied with the required standard set out in the Model Code and the Company's Code during the financial year.

Written guidelines for securities dealings restrictions with similar standard set out in the Company's Code have also been established and provided to all employees of the Group and of its holding companies, whereby the employees who, because of such office, are likely to possess inside information in relation to the Company and its securities, are requested to comply with securities dealings restrictions.

## (E) CHAIRMAN AND CHIEF EXECUTIVE

Mr Stephen T H Ng serves as the Chairman and also as the *de facto* chief executive of the Company. This is a deviation from Code Provision C.2.1 of the CG Code with respect to the roles of chairman and chief executive to be performed by different individuals. Such deviation is deemed appropriate as it is considered to be more efficient to have one single person to be Chairman of the Company as well as to discharge the executive functions of a chief executive under the Group's Corporate Structure thereby enabling more effective planning and better execution of long-term strategies. The Board believes that the balance of power and authority is adequately ensured by the operations and governance of the Board which comprises experienced and high calibre individuals, with more than half of them being INEDs.

The Chairman is responsible for the Board, focuses on Group strategies and Board issues, ensures cohesive working relationship among members of the Board and the Management, and also in his capacity as *de facto* chief executive, he directly has responsibilities in certain major business and corporate units of the Group.

## (F) COMPANY SECRETARY

The Company Secretary, Ms Grace L C Ho, is a seasoned employee of the Group and is very familiar with the Group's state of affairs. She reports to the Chairman and the Board directly. The main responsibility of the Company Secretary is supervision of the Company's compliances with laws and regulations, for instances, the Listing Rules, the Securities and Futures Ordinance (Cap 571 of the laws of Hong Kong) (the "SFO"), the Companies Ordinance (Cap 622 of the laws of Hong Kong) (the "Companies Ordinance") and the Codes on Takeovers and Mergers and Share Buy-backs.

All Directors have access to the advice and services of the Company Secretary to ensure that Board procedures, and all applicable laws, rules and regulations, are complied with. The Company Secretary has also played the role of coordinator for arranging Directors' participation in the training sessions organised by external auditors.

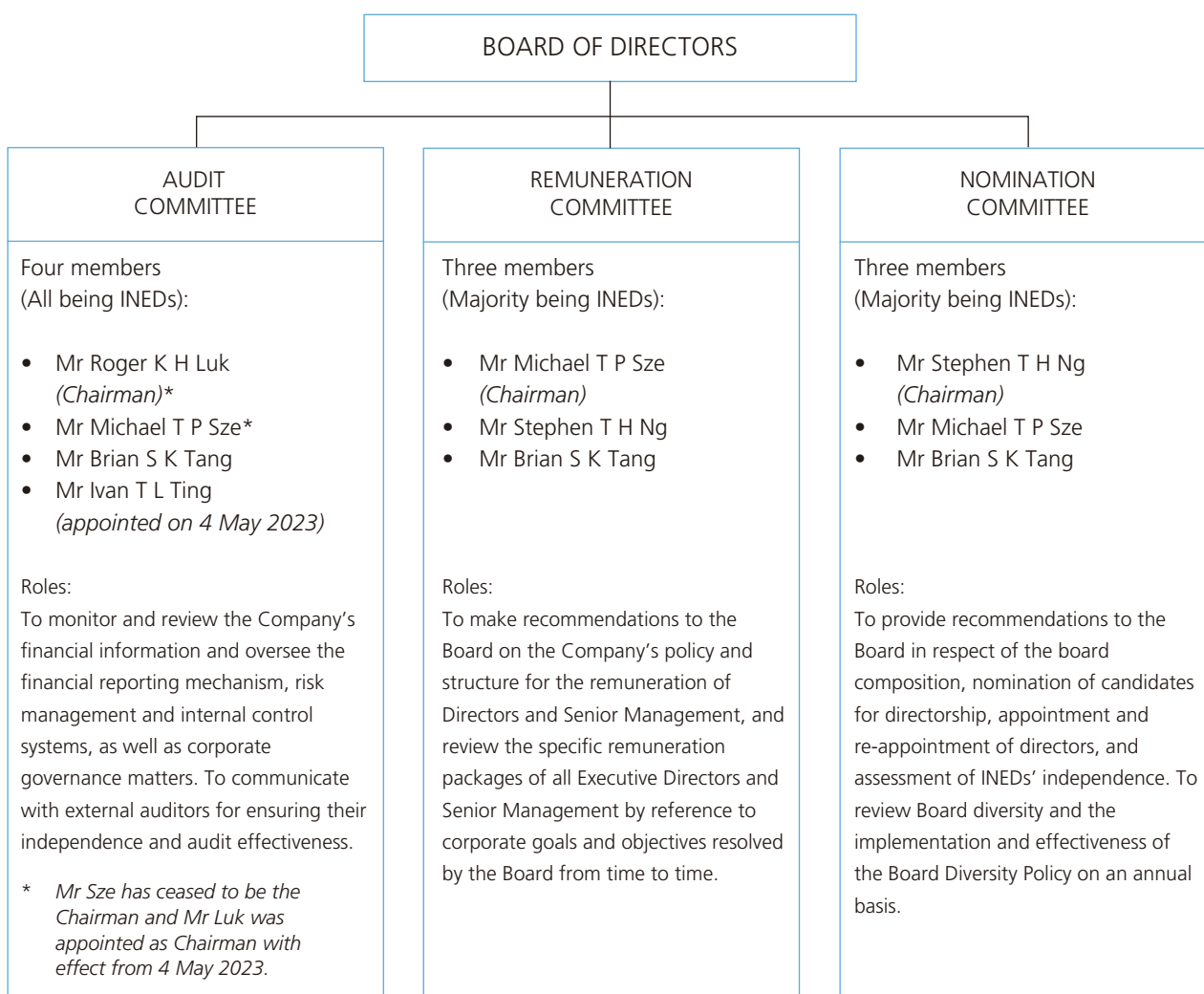
The Company Secretary confirmed that she had taken no less than 15 hours of relevant professional training during the financial year.

# CORPORATE GOVERNANCE REPORT

## (G) BOARD COMMITTEES

The Company has established three Board Committees, namely Audit Committee, Remuneration Committee and Nomination Committee. The terms of reference of our Board Committees are reviewed and updated regularly to ensure that they are aligned with prevailing governance practices.

Board Committees report to the Board of their decisions and recommendations on specific area under their respective delegated responsibilities.



The roles, authorities and procedures of the Board Committees are set out in their respective terms of reference which are available at the websites of the Company and the Stock Exchange.

# CORPORATE GOVERNANCE REPORT

## Summary of Works Performed by the Board Committees in 2023

---

### Audit Committee

---

- Three Audit Committee meetings were held in 2023 with attendance records as disclosed on page 17 of this report
- Review of the annual audit plan of external auditors
- Approval of the remuneration and terms of engagement of external auditors
- Review of external auditors' independence and objectivity and the effectiveness of audit process in accordance with applicable standards
- Review of the quarterly, interim and annual financial statements before submission to the Board, with particular consideration of the duties of Audit Committee
- Review of the audit programme of and work done by internal auditors
- Review on the effectiveness of the Group's financial controls, risk management and internal control systems with the support of Risk Management and Internal Control Committee and internal auditors
- Meeting with external auditors without presence of executive Board members or the management
- Review of whistleblowing cases and relevant investigation results
- Review of corporate governance matters and the relevant reports of the Group
- Review of and monitoring the Group's compliance with legal and regulatory requirements
- Recommendation to the Board for the re-appointment of external auditors
- Review and approval of the revised Non-Assurance Services Pre-approval Policy

### Remuneration Committee

---

- One Remuneration Committee meeting was held in 2023 with attendance record as disclosed on page 17 of this report
- Review of the Company's policy and structure for all remuneration of Directors and Senior Management
- Consideration and approval of the emoluments for all Directors and Senior Management
- Review of the level of fees for Directors and Audit Committee members
- Review of the list of emoluments for Directors to be disclosed in annual report

### Nomination Committee

---

- No Nomination Committee meeting was held in 2023
- Recommendation to the Board for re-election of retiring Directors, namely, Mr Stephen T H Ng, Mr Roger K H Luk and Mr Brian S K Tang at the 2023 AGM by way of resolution in writing
- A Nomination Committee meeting was held in February 2024 to conduct annual review of the board composition, independence of the INEDs, Board diversity and the implementation and effectiveness of the Board Diversity Policy, for the financial year ended 31 December 2023

# CORPORATE GOVERNANCE REPORT

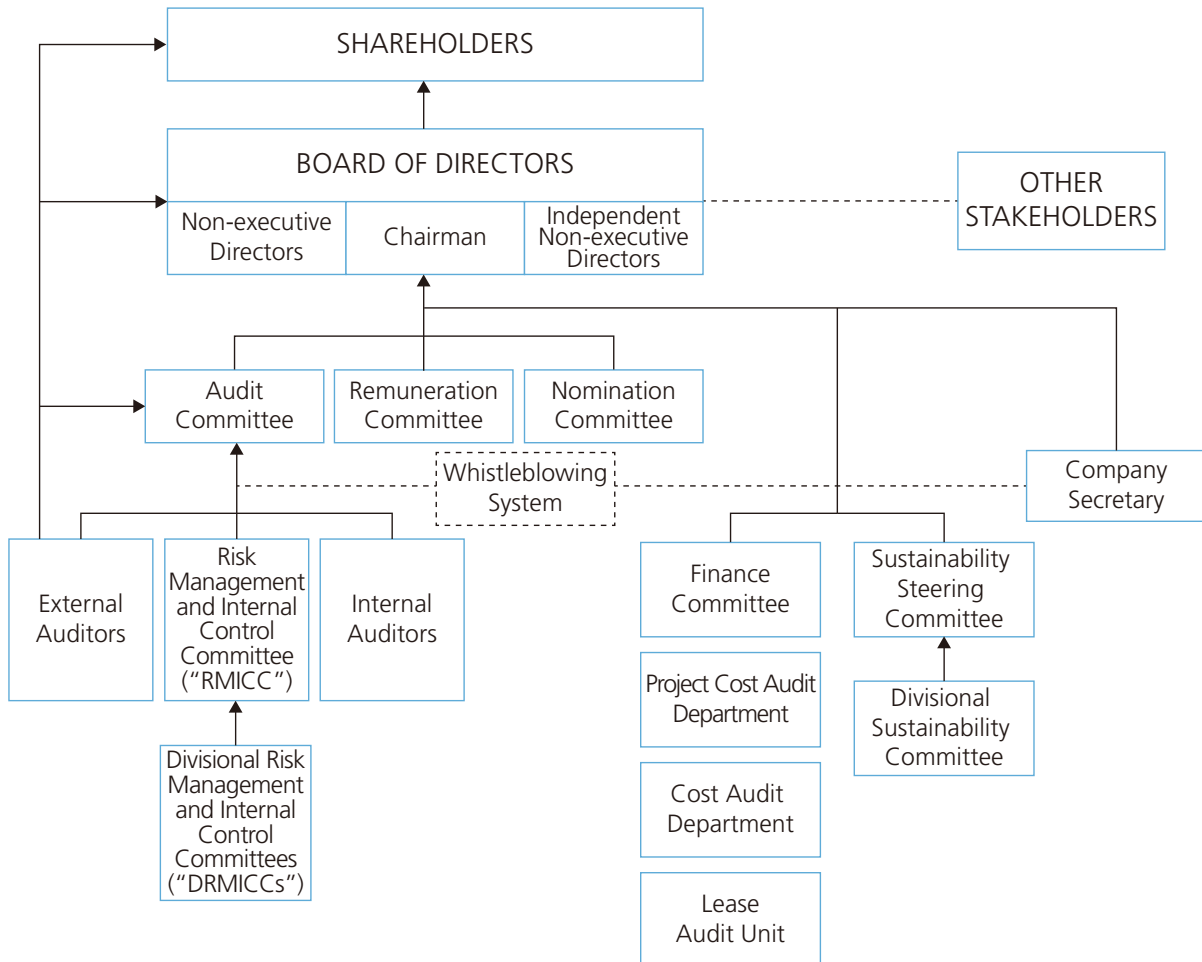
## (H) RISK MANAGEMENT AND INTERNAL CONTROL SYSTEMS

### (I) Risk Governance Structure

The Board has overall responsibilities for the Group’s risk management and internal control systems to safeguard the interests of the Company and its Shareholders as a whole. To this end, the Board oversees and approves the Group’s risk management and internal control strategies and policies, which are aimed at evaluating and determining the nature and extent of the risks (including environmental, social and governance (“ESG”) risks) that are compatible with the Group’s strategic objectives and risk appetite, with the main purpose for provision of reasonable assurance against material misstatement or loss rather than absolute elimination of the risk of failure to achieve business objectives.

Reporting to the Board, the Audit Committee is delegated with the authority and responsibility of ongoing monitoring and evaluation of the effectiveness of the relevant systems, with assistance of the Risk Management and Internal Control Committee.

In adherence to its long standing principle for prudent management, the Group has put in place a robust and inclusive framework, on leverage of the resources of the Wharf REIC Group in internal audit and other corporate control functions, to manage risks at different business operations in diversified segments within the organisation, diagrammatically illustrated as below:



# CORPORATE GOVERNANCE REPORT

RMICC plays a central role in the ongoing management of the Group's risk management and internal control systems with the objective of assisting the Audit Committee in discharging of its oversight responsibility over risk management and internal control systems of the Group. One of its major functions is to assist the Audit Committee to conduct periodical reviews of the effectiveness of the risk management and internal control systems of the Group based on the procedure as further explained below.

DRMICCs are set up at the level of business and corporate units with composition of the respective key management staff together with those charged with the internal control functions. Acting as divisional advisory bodies, DRMICCs are entrusted with implementation of the Group's control policies and ongoing assessment of control activities in the relevant business units.

## (II) Practices and Processes

With diversified range of business activities, the Group is operating in dynamic environments with varying risk exposures according to different business segments. Risk management and internal controls within the Group are not just serial processes but dynamic and integrated operations embedded in the day-to-day routines with the primary ownership vested on the respective business and corporate units under stewardship residing with the Board.

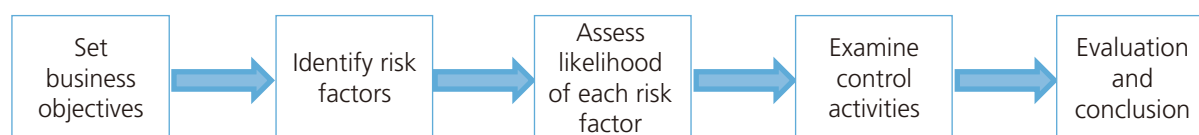
Areas of responsibility of each operational unit are clearly defined with specific limits of authority in place to ensure effective checks and balances. Procedures have been designed for safeguarding assets against unauthorised use or disposition, maintenance of proper accounting records, assurance of the reliability of financial information for internal use or publication and compliance with relevant legislation and regulations. Risk management system, internal control measures and procedures are continuously under review and being improved where necessary in response to changes in business, operating and regulatory environments.

Furthermore, Whistleblowing Policy & Procedures have been adopted by the Group, with the authority and responsibility being delegated to the Audit Committee. Such Whistleblowing Policy & Procedures are for employees and those who deal with the Group (e.g. customers and suppliers) to raise concerns, in confidence without fear of retribution, about any suspect misconduct or malpractice within the Group, and any and all relevant complaints received may then be referred to the Audit Committee and/or Chairman of the Company about possible improprieties in any matter related to the Group. The Whistleblowing Policy & Procedures are available for download under the "Corporate Governance" section of the Company's website. Well-defined procedures are put in place for independent investigations and follow-up actions.

The internal audit function monitors compliance with policies and standards and reviews the effectiveness of internal control structures across the whole Group. Findings regarding internal control matters are reported to the Audit Committee. The external auditors have access to a full set of internal audit reports.

## (III) Periodical Reviews

Under the leadership of RMICC, system reviews in a comprehensive approach on basis of COSO (Committee of Sponsoring Organizations of the Treadway Commission) framework are conducted throughout the Group at least annually. Each business unit, through the co-ordination of DRMICCs, makes a self-assessment by a process as illustrated in the following flow diagram.



# CORPORATE GOVERNANCE REPORT

DRMICCs report on their reviews and findings, with the conclusions as to the effectiveness of the risk management and control activities of each individual business unit, while RMICC will draw an overall review and conclusion for reporting to the Audit Committee and the Board. Such reviewing exercise is carried out on regular basis and affords good opportunities for the Group to identify and prioritise risks, and to develop and manage appropriate measures to control risks within acceptable levels and with a greater focus on anti-fraud measures.

## (IV) Annual Confirmation

During the financial year ended 31 December 2023, the Audit Committee, with assistance of RMICC and DRMICCs, has conducted a review of the effectiveness of the Group's risk management and internal control systems and procedures covering all controls, including financial, operational and compliance and risk management, and the adequacy of, *inter alia*, resources, qualifications, experience and training of staff of the Company's accounting, internal audit and financial reporting function as well as those relating to the Group's ESG performance and reporting. Confirmations in the form of certification that risk management and internal control procedures are functioning effectively to meet the respective financial reporting, operational and compliance needs, are submitted by business and corporate unit heads to RMICC for consolidation and reporting to the Audit Committee.

Based on the result of the review as reported by the Audit Committee, in respect of the financial year ended 31 December 2023, the Directors considered that the risk management and internal control systems and procedures of the Group were effective and adequate, and the Group has duly complied with the requirements under the CG Code relating to the risk management and internal control.

A discussion on the principal risks, including *inter alia* material risks relating to ESG, and uncertainties encountered by the Group are set out on pages 44 to 46 in the Directors' Report.

## (I) INSIDE INFORMATION POLICY

The Company recognises the significance of consistent practices of fair disclosure with the aim of disclosing inside information in a timely and accurate manner.

The Company has a policy with regard to the principles and procedures for handling and disseminating the Company's inside information in compliance with the requirements under Part XIVA of the SFO and the Listing Rules, and such policy has been communicated to the relevant senior executives of the Group. The Company Secretary works closely with the senior executives in identifying potential inside information and assess the materiality thereof, and where appropriate, to escalate such information for the attention of the Board to resolve on further action(s) complying with the applicable laws and regulations.

# CORPORATE GOVERNANCE REPORT

In prevention of premature leakage of inside information, the Company has taken all reasonable measures from time to time to ensure proper preservation of confidentiality of inside information until disclosure to the general public, including *inter alia*:

- restrictive access to inside information to a limited number of employees on a need-to-know basis
- appropriate confidentiality agreements are put in place when entering into any significant negotiations
- inclusion of a strict prohibition on the unauthorised use or disclosure of inside information in the Company's Code of Conduct
- an Insider Dealing Circular is issued to all employees annually reminding their duties and obligations in respect of any dealings in the listed securities of the Company as well as its subsidiaries and associated corporations

## (J) DIRECTORS' RESPONSIBILITIES FOR THE FINANCIAL REPORTING

The Board acknowledges its responsibilities for overseeing the preparation of financial statements for the financial year, which shall give a true and fair view of the financial position of the Group and of the Group's financial performance and cash flows for the relevant periods, and in compliance with all the relevant statutory requirements, Listing Rules requirements and applicable accounting standards. The Board is committed to present a clear, balanced and understandable assessment of the Group's performance and financial positions in all its financial reporting and to ensure relevant publications in a timely manner.

Below principles are strictly observed in preparation of the financial statements of the Group:

- (i) appropriate accounting policies are selected, applied consistently and in accordance with the Hong Kong Financial Reporting Standards;
- (ii) appropriate and reasonable judgments and estimates are made; and
- (iii) reason for any significant departure from applicable accounting standards, if any, is clearly stated.

The Directors are not aware of any material uncertainties relating to events or conditions that may cast significant doubt upon the Company's ability to continue as a going concern as referred to in Code Provision D.1.3 of the CG Code.

The Directors are satisfied with the Group's performance on the basis that the Company generates or preserves value over the longer term and delivers the Company's objectives through its business model and corporate strategy as discussed on page 2.

## (K) EXTERNAL AUDITORS

The Company has engaged KPMG as its Auditors for the financial year. The Audit Committee reviews and monitors the Auditors' independence and objectivity and the effectiveness of the audit processes in accordance with applicable standards. KPMG has confirmed its independence as the Company's Auditors having regard to its policies, professional rules and relevant statutory requirements.

# CORPORATE GOVERNANCE REPORT

Meeting between the Audit Committee and the Auditors was held for reviewing the audit plan whereby the nature and scope of audit and reporting obligations were discussed with and approved by the Audit Committee before commencing the audit works for the financial year.

Under the engagement letter of the financial year, KPMG provides the following services:

1. Audit services of the Company and its subsidiaries (both incorporated in Hong Kong and other jurisdictions);
2. Checking the accuracy of extraction of the financial information in the preliminary announcement of annual results;
3. Attendance of 2024 AGM; and
4. Reporting on continuing connected transactions.

The Company has adopted the Non-Assurance Services Pre-approval Policy, under which the Auditors is required to comply with the independence requirements under the Code of Ethics for Professional Accountants issued the Hong Kong Institute of Certified Public Accountants.

The remuneration paid/payable to the Auditors of the Company in respect of audit services and non-audit services for the financial year ended 31 December 2023 are set out below:

	Fee paid/payable	
	2023 HK\$ Million	2022 HK\$ Million
<b>Type of Services:</b>		
Audit services	2	2
Non-audit services	–	–
<b>Total</b>	<b>2</b>	<b>2</b>

The Audit Committee was satisfied with KPMG's work and recommended to the Board that, subject to Shareholders' approval at the forthcoming AGM, KPMG be re-appointed as the Company's Auditors for 2024.

The statement by the Auditors regarding their reporting responsibilities on the financial statements of the Group is set out in the Independent Auditor's Report on pages 48 to 53.

## (L) BUSINESS ETHICS AND INTEGRITY

The Company believes that a reputation of honesty, trustworthiness and fair play is an important business asset and is essential to the long-term growth and success of the Group. It is therefore crucial for all directors and staff of the Group to ensure our reputation is not tarnished by dishonesty and corruption. All directors and staff are thus required to abide by the laws of countries and places in which the Group operates its business and they are expected to apply the highest ethical standards in all aspects of their work.

The Company has adopted a Code of Conduct which establishes the general principles on the Group's business ethics and explains how such principles are applied throughout the Group. The Code of Conduct is reviewed and updated regularly to ensure its effectiveness, appropriateness and compliance with corporate and regulatory requirements.



# CORPORATE GOVERNANCE REPORT

As an integral part of the Group's corporate governance framework, the Group has adopted an Anti-corruption Policy to fully support the global effort to stamp out corruption. The Group is committed to achieving the highest standards of business conduct and has zero tolerance for corruption and related malpractice. The Anti-Corruption Policy is available for download under the "Corporate Governance" section and "Sustainability" section of the Company's website.

## (M) COMMUNICATION WITH SHAREHOLDERS

The Board recognises the importance of constructive and transparent communication with Shareholders and investors, and believes that Shareholders' value can be enhanced by continuous and effective dialogue with its stakeholders. The Company is committed to fair and timely disclosure of key information of the Group to facilitate Shareholders and investment community to make investment decisions.

A Shareholders Communication Policy has been adopted by the Company to ensure balanced and understandable information about the Company (including its financial performance, strategic goals and plans, material developments, governance and risk profile) are readily available to Shareholders.

The Shareholders Communication Policy sets out the framework the Company has put in place for ongoing open dialogue with Shareholders and investment community.

Shareholders may raise questions or make a request through designated channels for the Company's information to the extent such information is publicly available. Please refer to pages 3 and 4 of this Annual Report for the address of the Company's Share Registrar, Tricor Tengis Limited and contact details of the Company. Shareholders can contact the Company's Share Registrar for questions about their shareholdings.

Information of the Company is also communicated to Shareholders through the Company's Corporate Communications, including but not limited to financial reports (interim and annual reports), announcements and circulars. Such publications are available on the websites of the Company and the Stock Exchange as soon as practicable. The Corporate Communications shall be in plain language, and Shareholders have the right to choose English and/or Chinese version or means of receipt of such Corporate Communications to facilitate understandable, timely and environmental friendly communication.

Information on the Company's website ([www.harbourcentre.com.hk](http://www.harbourcentre.com.hk)) is updated on a regular basis. Press releases and other Corporate Communications of the Group are available on the Company's website.

General meetings are held at least annually whereby there are opportunities for the Company to have direct interactions with Shareholders. Board members, in particular, the chairmen of Board committees or their delegates, appropriate management executives and external auditors will attend the annual general meetings to answer questions from Shareholders and their appointed proxies. The process of the Company's general meetings is monitored and reviewed on a regular basis, and if necessary, changes will be made to ensure that Shareholders' needs are best served.

The Company recognises the importance of Shareholders' privacy. Shareholders' privacy is protected under the Shareholders Communication Policy and Shareholders' information will not be disclosed without their consent, unless required by law to do so.

During the year, the Company has reviewed the implementation and effectiveness of the Shareholders Communication Policy. With the above measures in place, the Shareholders Communication Policy is considered to have been effectively implemented.

# CORPORATE GOVERNANCE REPORT

## 2023 Annual General Meeting

The 2023 AGM was held on 4 May 2023 in Jade Room, 6th Floor, The Marco Polo Hongkong Hotel, 3 Canton Road, Kowloon, Hong Kong. All the Directors attended the 2023 AGM, details of which are set out in the table of Directors' meeting attendance on page 17. The Auditors of the Company, Messrs KPMG, attended the 2023 AGM, during which its representatives were available to answer questions raised by Shareholders. Details of voting results were disclosed in the announcement of the Company dated 4 May 2023 posted on the websites of the Company and the Stock Exchange.

## 2024 Annual General Meeting

The forthcoming AGM will be held on 3 May 2024 in Jade Room, 6th Floor, The Marco Polo Hongkong Hotel, 3 Canton Road, Kowloon, Hong Kong. All Shareholders are encouraged to vote on all resolutions to be proposed at the AGM. Details of resolutions to be proposed at the 2024 AGM are set out in the circular which is being despatched together with this Annual Report. Relevant notice of AGM and proxy form are available on the websites of the Company and the Stock Exchange.

## (N) VOTING

The Company has the following procedures for Shareholders to vote by poll:

- (a) All resolutions (other than procedural or administrative matters) put to Shareholders in general meetings are voted by poll demanded by the Chairman at the beginning of the meetings. The circulars and notices of general meetings express the Chairman's intention to call for voting by poll.
- (b) The Chairman or the Company Secretary explains the procedures for voting by poll to Shareholders and answer any questions from Shareholders before a poll is required to be conducted at the meetings.
- (c) The Company ensures that votes cast are properly counted and recorded. Independent scrutineer, the Company's Share Registrar, is appointed to count the number of votes cast at general meetings.
- (d) Poll results are announced and published on the websites of the Company and the Stock Exchange on the same day of the general meetings.

## (O) SHAREHOLDERS' RIGHTS

### (I) Convene an Extraordinary General Meeting

Pursuant to Section 566 of the Companies Ordinance, on written requisition by Shareholders representing at least 5% of the total voting rights of all Shareholders having a right to vote at general meetings, the Directors must convene an extraordinary general meeting.

### (II) Send Enquiries to the Board

Shareholders may at any time address their enquiries to the Board through the Company's email address (for enquiry purpose only), postal address, telephone number or fax number, which are set out on pages 3 to 4 of this Annual Report and the Company's website ([www.harbourcentre.com.hk](http://www.harbourcentre.com.hk))

# CORPORATE GOVERNANCE REPORT

## (III) Make Proposals at General Meetings

- (i) The procedures for proposing candidate(s) for election as Director(s) at general meetings are set out in the “Corporate Governance” section of the Company’s website.
- (ii) The procedures for proposing resolution(s) to be moved at the Company’s AGM are as follows:

Pursuant to Section 615 of the Companies Ordinance, Shareholder(s) can submit written requisition to move a resolution at the Company’s AGM if they represent:

- at least 2.5% of the total voting rights of all Shareholders who have a right to vote at the AGM to which the requests relate; or
- at least 50 members who have a right to vote on the resolution at the AGM to which the requests relate.

The relevant written requisition must:

- (a) identify the resolution of which notice is to be given;
- (b) be authenticated by the Shareholder(s) making it; and
- (c) be received by the Company not later than 6 weeks before the relevant AGM to which the requests relate, or if later, the time at which notice is given of that meeting.

Any written requisitions from Shareholders pursuant to Sections 566 and 615 of the Companies Ordinance must be deposited at the Company’s registered office at 16th Floor, Ocean Centre, Harbour City, Canton Road, Kowloon, Hong Kong.

## (P) CONSTITUTIONAL DOCUMENTS

Shareholders’ rights are set out in the Articles of Association of the Company which is available on both the websites of the Company and the Stock Exchange. There is no significant change in the Company’s Articles of Association during the financial year ended 31 December 2023.

## (Q) DIVIDEND POLICY

A Dividend Policy, as set out in Financial Review on page 12, was adopted by the Company pursuant to Code Provision F.1.1 of the CG Code.

# DIRECTORS' REPORT

The Board of Directors (the "Board") has pleasure in submitting its Report and the Audited Financial Statements for the financial year ended 31 December 2023.

## PRINCIPAL ACTIVITIES

The principal activity of the Company is investment holding and those of its principal subsidiaries are set out on pages 114 to 116.

The principal activity of the Group is ownership of hotels and investment properties ("IP"), while unwinding from previous investments in development properties ("DP") in Mainland China.

## BUSINESS REVIEW

Discussion and analysis of the Group's business in accordance with Schedule 5 of the Companies Ordinance (Cap 622 of the laws of Hong Kong) are covered in different sections of this Annual Report as set out below, which shall form an integral part of this Directors' Report:

- Business Model and Corporate Strategy (page 2)
- Chairman's Statement (pages 5 to 6)
- Financial Highlights (page 7)
- Business and Financial Review (pages 8 to 12)
- Risk Management and Internal Control Systems (pages 26 to 28)
- Principal Risks and Uncertainties (pages 44 to 46)
- Financial Risk Management and Fair Values – Note 20 to the Financial Statements (pages 81 to 86)
- Contingent Liabilities – Note 24 to the Financial Statements (page 89)

In addition, the Group's policies and performance in the area of environmental, social and governance ("ESG"), and compliance with relevant laws and regulations are discussed in the section of "Corporate Sustainability" on pages 13 to 15 with more details in the Group's Sustainability Report 2023, which is published on the respective websites of the Company and the Stock Exchange.

## RESULTS AND APPROPRIATIONS

The results of the Group for the financial year ended 31 December 2023 are set out in the Consolidated Income Statement on page 54 and Consolidated Statement of Comprehensive Income on page 55.

Appropriations of loss during the financial year are set out in the Consolidated Statement of Changes in Equity on page 57.

## DIVIDENDS

No dividend will be paid in respect of the year ended 31 December 2023 (2022: Nil).

## DONATIONS

The Group made donations during the financial year totalling HK\$0.3 million.

# DIRECTORS' REPORT

## SHARE CAPITAL

Details of movement in share capital of the Company during the financial year are set out in Note 21 to the Financial Statements on page 87.

## EQUITY-LINKED AGREEMENT

No equity-linked agreement which may result in the Company issuing shares was entered into or existed during the financial year.

## DIRECTORS

The Directors of the Company during the financial year and up to the date of this report are Mr Stephen T H Ng, Mr David T C Lie-A-Cheong, Mr Roger K H Luk, Mr Peter Z K Pao, Mr Michael T P Sze, Mr Brian S K Tang, Mr Ivan T L Ting and Hon Frankie C M Yick.

Mr David T C Lie-A-Cheong, Mr Peter Z K Pao and Hon Frankie C M Yick (collectively, the "Retiring Directors") are due to retire by rotation from the Board in accordance with Article 106(A) of the Company's Articles of Association at the forthcoming annual general meeting ("AGM"). The Retiring Directors, being eligible, offer themselves for re-election. None of the Retiring Directors proposed for re-election at the forthcoming AGM has a service contract with the Company which is not determinable by the employer within one year without payment of compensation (other than statutory compensation).

A list of persons who serve/served as directors of the Company's subsidiaries during the financial year and up to the date of this report is set out in the sub-section headed "(K) Directors of Subsidiaries" on page 47.

## INTERESTS IN TRANSACTIONS, ARRANGEMENTS OR CONTRACTS

No transaction, arrangement or contract of significance in relation to the Company's business to which any subsidiary of the Company, the holding companies of the Company or any subsidiary of such holding companies was a party and in which a Director of the Company or any connected entities of a Director of the Company had a material interest, whether directly or indirectly, subsisted at the end of the financial year or at any time during the financial year.

## MANAGEMENT CONTRACTS

No contract for the management and administration of the whole or any substantial part of any business of the Company was entered into or existed during the financial year.

## ARRANGEMENTS TO PURCHASE SHARES OR DEBENTURES

At no time during the financial year was the Company, its subsidiaries, its holding companies or any subsidiary of such holding companies a party to any arrangement to enable the Directors of the Company to acquire benefits by means of acquisition of shares in or debentures of the Company or any other body corporate, with the exception that during the year, there existed certain outstanding options to subscribe for ordinary shares of Wharf Real Estate Investment Company Limited ("Wharf REIC"), the Company's holding company, granted under Wharf REIC's share option scheme to certain employees/directors of companies in Wharf REIC group, some of whom were Directors of the Company during the financial year.

## DIRECTORS' REPORT

Under the rules of Wharf REIC's share option scheme (such rules being subject to the relevant laws and provisions applicable from time to time), shares of Wharf REIC would be issued at such price as being at least the higher of (a) the closing price on The Stock Exchange of Hong Kong Limited (the "Stock Exchange") on the date of offer of the grant of the options; (b) the average closing price on the Stock Exchange for the five business days immediately preceding the date of offer of the grant of the options; and (c) the nominal value of a share; and the relevant options would be exercisable during such periods, not being beyond the expiration of 10 years from the date of grant of the relevant options, as determined by the board of directors of Wharf REIC.

During the financial year, no share of Wharf REIC was allotted and issued to any Director of the Company under Wharf REIC's share option scheme.

### PERMITTED INDEMNITY PROVISION

Pursuant to the Company's Articles of Association, every Director of the Company is entitled to be indemnified out of the assets of the Company against all costs, charges, expenses, losses and liabilities, which he/she may sustain or incur in or about the execution and/or discharge of the duties of his/her office, to the extent as permitted by laws.

The Company has, together with its listed holding company (Wharf REIC) and its listed affiliated company (The Wharf (Holdings) Limited ("Wharf")), maintained directors' liability insurance which has been in force throughout the financial year and up to the date of this report to provide appropriate insurance cover for directors of their respective group companies, including, *inter alia*, the Directors of the Company.

### PURCHASE, SALE OR REDEMPTION OF SHARES

Neither the Company nor any of its subsidiaries has purchased, sold or redeemed any listed securities of the Company during the financial year.

### AUDITORS

The Financial Statements now presented have been audited by KPMG, who will retire and being eligible, offer themselves for re-appointment at the forthcoming AGM.

### OTHER CORPORATE INFORMATION

Other corporate information supplementary to this Directors' Report are set out on pages 37 to 47.

By Order of the Board

**Grace L C Ho**

*Company Secretary*

Hong Kong, 5 March 2024

# DIRECTORS' REPORT

## OTHER CORPORATE INFORMATION

### (A) BIOGRAPHICAL DETAILS OF DIRECTORS AND SENIOR MANAGEMENT

#### (i) Directors

**Mr Stephen Tin Hoi NG**, *Chairman* (Age: 71)

Mr Ng has been Chairman and Director of the Company since 2009. He also serves as chairman of the Nomination Committee and a member of the Remuneration Committee.

In addition, Mr Ng serves on the boards of the following affiliated companies listed in Hong Kong: chairman and managing director of holding company Wharf REIC, chairman and managing director of Wharf and a non-executive director of Greentown China Holdings Limited ("Greentown"). Mr Ng also serves as the deputy chairman of Wheelock and Company Limited ("WAC"), which is a controlling shareholder of the Company and listed in Hong Kong until July 2020.

Mr Ng was born in Hong Kong in 1952 and grew up in Hong Kong. He attended Ripon College in Ripon, Wisconsin, USA and the University of Bonn, Germany, and graduated in 1975 with a major in mathematics. He is chairman of Project *WeCan* Committee (a Business-in-Community school project).

**Mr David Tai Chong LIE-A-CHEONG**, *SBS, OM, JP, Director* (Age: 64)

Mr Lie-A-Cheong has been appointed as an Independent Non-executive Director ("INED") of the Company since 2018. He is the executive chairman of Newpower International (Holdings) Co., Ltd. and China Concept Consulting Ltd. He has been selected as a member of the National Committee of the 8th, 9th, 10th, 11th, 13th and 14th Chinese People's Political Consultative Conference since 1993. He acted as a panel convenor cum member of the Financial Reporting Review Panel of Hong Kong Special Administrative Region ("HKSAR") from 2007 to 2013. He was also a general committee member of the Hong Kong General Chamber of Commerce until May 2022. Mr Lie-A-Cheong is currently the honorary consul of the Hashemite Kingdom of Jordan in the HKSAR, the chairperson of the Hong Kong-Taiwan Economic and Cultural Cooperation and Promotion Council and a standing committee member of the China Overseas Friendship Association. Mr Lie-A-Cheong is also an INED of Herald Holdings Limited, a publicly listed company in Hong Kong. He was formerly an INED of publicly listed Aluminum Corporation of China Limited until June 2021.

**Mr Roger Koon Hoo LUK**, *BBS, JP, Director* (Age: 72)

Mr Luk, *FHKIB*, has been appointed as an INED of the Company since 2018. He also serves as chairman of the Audit Committee. He has over 30 years of comprehensive experience in accounting and financial management. He joined Hang Seng Bank in 1975, became the bank's director and deputy chief executive in 1994 and then became managing director and deputy chief executive of the bank in 1996 until his retirement in May 2005. Mr Luk is an INED of two companies publicly listed in Hong Kong, namely Hung Hing Printing Group Limited and i-CABLE Communications Limited. Mr Luk was formerly an INED of Wheelock Properties Limited (formerly a listed public company until it became a wholly-owned subsidiary of WAC in July 2010) from February 2008 to July 2010, China Properties Group Limited (formerly a listed public company until it was delisted in August 2023) from February 2007 to June 2023 and Computime Group Limited from September 2006 to September 2023. Mr Luk also served in the past on the Court and Council of Hong Kong Baptist University, the Advisory Committee on New Broad-based Taxes, the Personal Data (Privacy) Advisory Committee, the Central Policy Unit of the Hong Kong Government, the Statistics Advisory Board, the Broadcasting Authority, the Advisory Committee and the Investor Education Advisory Committee of the Securities and Futures Commission, the Barristers Disciplinary Tribunal Panel, the Operations Review Committee of Independent Commission Against Corruption, the Town Planning Board and the Council of The Chinese University of Hong Kong. He was an appointed member of the Hong Kong Legislative Council from 1992 to 1995, a member of the first Election Committee of the Legislative Council, and a non-executive director (non-official) of Urban Renewal Authority.

## DIRECTORS' REPORT

Mr Luk graduated with a Bachelor of Social Sciences Degree in Statistics from The University of Hong Kong and also holds a Master of Business Administration Degree granted by The Chinese University of Hong Kong. He is a fellow of The Hong Kong Institute of Bankers. He is also a Non-official Justice of the Peace and was awarded the honour of Bronze Bauhinia Star in 2004 in recognition of his contributions to public services.

**Mr Peter Zen Kwok PAO**, *Director (Age: 74)*

Mr Pao has been appointed as a Director of the Company since 2018. He joined the WAC/Wharf group in 1993 and has been serving as a director of the non-listed subsidiaries of WAC, Wharf as well as Wharf REIC. He is currently the director of External Relations for WAC, a director of the Wharf/Wharf REIC group overseeing its Investor Relations Department as well as a director of Modern Terminals Limited ("Modern Terminals"). He is also a member of the Project *WeCan* Committee.

Mr Pao was born in Shanghai and graduated with a Bachelor of Science in Industrial Management from Purdue University in the United States of America in 1974. Prior to joining the WAC/Wharf group, he worked extensively in the finance and shipping industries in Hong Kong and Tokyo.

**Mr Michael Tsai Ping SZE**, *Director (Age: 78)*

Mr Sze, *FCA (Eng. & Wales), FCCA, FCPA*, has been an INED of the Company since 2007. He also serves as chairman of the Remuneration Committee as well as a member of the Audit Committee and Nomination Committee. Mr Sze has over 30 years of experience in the financial and securities field. He graduated with a Master of Laws (LLM) Degree from The University of Hong Kong. He was a former member of The Securities and Futures Appeals Tribunal. He was also a former council member and listing committee member of the Main Board Listing Committee of the Stock Exchange. Mr Sze was formerly an INED of Greentown until his resignation in April 2020.

**Mr Brian See King TANG**, *Director (Age: 74)*

Mr Tang has been an INED of the Company since 2008. He also serves as a member of the Audit Committee, Nomination Committee and Remuneration Committee. He has over 30 years of comprehensive experience in accounting and financial management. He graduated with a Bachelor Degree in Science from the California State University of Long Beach, USA. He was the senior vice president of CITIC Ka Wah Bank Limited ("CKWB") for four years from 1997 with responsibilities covering treasury operations, remittance, bills operations, general services, property management, information technology and loan administration. He also served as a director of CKWB from 1998 to 2001. Before joining CKWB, he worked with various large organisations including 17-year service at Morgan Guaranty Trust Co as vice president and financial controller, and one-year service at Cheung Kong (Holdings) Limited as chief accountant.

**Mr Ivan Tien Li TING**, *Director (Age: 48)*

Mr Ting has been appointed as an INED of the Company since 2018. He also serves as a member of the Audit Committee. He holds a Bachelor's Degree in International Politics and Economics from Middlebury College, Vermont. He is an executive director of a company publicly listed in Hong Kong, namely Kader Holdings Company Limited. Mr Ting was chairman of the Hong Kong Chapter of Entrepreneurs' Organization from 2006 to 2007 and its Global Board from 2016 to 2017. He was on the Hong Kong Toys Advisory Committee of the Hong Kong Trade Development Council from 2003 to 2007 and from 2010 to 2014. He was also a general committee member of the Hong Kong Exporters' Association ("HKEA") from 2014 to 2022. He is currently serving as an honorary chairman of HKEA, an honorary president of the Hong Kong Toys Council and a governing board member of the ICTI Ethical Toy Program. He is also a member of Jiangsu Provincial Committee of the Chinese People's Political Consultative Conference and permanent chairman of Federation of Hong Kong Jiangsu Youth.



# DIRECTORS' REPORT

## **Hon Frankie Chi Ming YICK, GBS, JP, Director (Age: 70)**

Mr Yick, *MSc, BSc, CEng, FCILT, MIET*, has been a Director of the Company since July 2012. He has extensive industrial and management experience in the public transportation and logistics industry. He is a member of the Legislative Council of Hong Kong representing the Transport Functional Constituency and a member of Hong Kong Logistics Development Council. Mr Yick is a director of Modern Terminals and a non-executive director of The "Star" Ferry Company, Limited, a fellow subsidiary of the Company. He is also a director of Hong Kong Air Cargo Terminals Limited which is an associate of Wharf. Other than the private sector, Mr Yick has also been appointed as a member of The Hong Kong Maritime and Port Board since 1 April 2016 and a vice-chairman of the Independent Police Complaints Council since 1 January 2019. Mr Yick is a chartered engineer. He holds a Bachelor's Degree in Industrial Engineering awarded by The University of Hong Kong and a Master's Degree in Industrial Management awarded by The University of Birmingham, UK.

Notes:

- (1) *WAC and Wharf REIC (of which (i) Mr Stephen T H Ng is director and/or has directorship with their respective subsidiaries and (ii) Mr Peter Z K Pao and Hon Frankie C M Yick have directorship with their respective subsidiaries) have interests in the share capital of the Company discloseable to the Company under the provisions of Divisions 2 and 3 of Part XV of the Securities and Futures Ordinance (Cap 571 of the laws of Hong Kong) (the "SFO").*
- (2) *Mr Stephen T H Ng and Mr Peter Z K Pao hold directorships in certain subsidiaries of the Company.*

## **(ii) Senior Management**

During the financial year, senior management responsibilities of the Group were vested with Chairman in conjunction with the Group's Hotel Manager and the Group's Project Manager and Property Management Manager, all being wholly-owned subsidiaries of Wharf and Wharf REIC.

## **(B) DIRECTORS' INTERESTS IN SECURITIES**

### **(i) Interests in Shares and Debentures**

At 31 December 2023, Directors of the Company had the following beneficial interests, all being long positions, in the shares and/or debentures of the Company, Wharf REIC (parent company of the Company) and Wharf REIC Finance (BVI) Limited (fellow subsidiary of the Company). The percentages (where applicable) which the relevant shares represented to the respective numbers of shares in issue of the Company and Wharf REIC are also set out below:

	<b>Quantity/ Amount held (percentage, where applicable)</b>	<b>Nature of Interest</b>
<b>The Company – Ordinary Shares</b>		
Michael T P Sze	9,000 (0.0013%)	Family Interest
<b>Wharf REIC – Ordinary Shares</b>		
Stephen T H Ng	1,435,445 (0.0473%)	Personal Interest
Peter Z K Pao	201,216 (0.0066%)	Family Interest
Michael T P Sze	53,949 (0.0018%)	Family Interest
<b>Wharf REIC Finance (BVI) Limited – USD Fixed Rate Notes due 2030</b>		
Brian S K Tang	US\$1,000,000	Personal Interest

*Note: The interests in shares disclosed above do not include interests in share options of the Company's associated corporation(s) held by Directors of the Company as at 31 December 2023. Details of such interests in share options are separately set out below under the sub-section headed "(ii) Interests in Share Options of Wharf REIC".*

## DIRECTORS' REPORT

### (ii) Interests in Share Options of Wharf REIC

Set out below are particulars of all interests (all being personal interests) in share options held by Director(s) of the Company during the financial year ended 31 December 2023 to subscribe for ordinary shares of Wharf REIC granted/exercisable under the share option scheme of Wharf REIC:

Name of Director	Date of grant (Day/Month/Year)	No. of shares under option				Exercise price per Share (HK\$)	Vesting/Exercise Period (Day/Month/Year)
		As at 1 January 2023	Granted during the year	Exercised during the year	As at 31 December 2023 (percentage based on no. of shares in issue)		
Stephen T H Ng	14/08/2023	-	300,000	-	300,000	36.58	14/08/2024 – 13/08/2029
		-	300,000	-	300,000		14/08/2025 – 13/08/2029
		-	300,000	-	300,000		14/08/2026 – 13/08/2029
		-	300,000	-	300,000		14/08/2027 – 13/08/2029
		-	300,000	-	300,000		14/08/2028 – 13/08/2029
<b>Total</b>		<b>-</b>	<b>1,500,000</b>	<b>-</b>	<b>1,500,000</b>		<b>(0.05%)</b>

*Note: Except as disclosed above, no Wharf REIC's share option held by Directors of the Company lapsed or was exercised or cancelled during the financial year and no Wharf REIC's share option was granted to any Director of the Company during the financial year.*

Except as disclosed above, as recorded in the register kept by the Company under section 352 of the SFO in respect of information required to be notified to the Company and the Stock Exchange by the Directors and/or Chief Executive of the Company pursuant to the SFO or the Model Code for Securities Transactions by Directors of Listed Issuers (or any other applicable code), there were no interests, whether long or short positions, held or deemed to be interested as at 31 December 2023 by any of the Directors or Chief Executive of the Company in shares, underlying shares or debentures of the Company and its associated corporations (within the meaning of Part XV of the SFO), nor had there been any rights to subscribe for any shares, underlying shares or debentures of the Company and its associated corporations held or deemed to be interested by any of them as at 31 December 2023.

# DIRECTORS' REPORT

## (C) SUBSTANTIAL SHAREHOLDERS' INTERESTS

Given below are the names of all parties, other than person(s) who is/are Director(s), who/which were, directly or indirectly, interested in 5% or more of any class of voting shares of the Company as at 31 December 2023, and the respective relevant numbers of shares in which they were, and/or were deemed to be, interested as at that date as recorded in the register kept by the Company under section 336 of the SFO (the "Register"):

Names	Number of Ordinary Shares (percentage based on total number of shares in issue)
(i) Wharf Real Estate Investment Company Limited	506,946,196 (71.53%)
(ii) Wheelock and Company Limited ("WAC")	506,946,196 (71.53%)
(iii) HSBC Trustee (C.I.) Limited ("HSBC Trustee")	506,946,196 (71.53%)
(iv) Harson Investment Limited	57,054,375 (8.05%)

Notes:

- (1) For the avoidance of doubt and double counting, it should be noted that the shareholdings stated against parties (i) to (iii) above represented the same block of shares.
- (2) Wharf REIC's deemed shareholding interests stated above were held through its three wholly-owned subsidiaries, namely Wharf REIC Holdings Limited, Wharf Estates Limited and Upfront International Limited.
- (3) WAC's deemed shareholding interests stated above were held through Wharf REIC, of which it controls more than one-third of the voting power at general meetings.
- (4) HSBC Trustee's deemed shareholding interests stated above were held through WAC, of which it controls more than one-third of the voting power at general meetings.

All the interests stated above represent long positions. As at 31 December 2023, there were no short position interests recorded in the Register.

## (D) RETIREMENT BENEFITS SCHEMES

The Group's principal retirement benefits schemes available to its Hong Kong employees are defined contribution schemes (including the Mandatory Provident Fund) which are administered by independent trustees. Both the Group and the employees contribute respectively to the schemes sums which represent a certain percentage of the employees' salaries. The contributions by the Group are expensed as incurred and may be reduced by contribution forfeited for those employees who have left the schemes prior to full vesting of the relevant employee's contribution.

The employees of the Group's subsidiaries in Mainland China are members of the state-managed social insurance and housing funds operated by the Government of the People's Republic of China. The Mainland China subsidiaries are required to contribute a certain percentage of payroll costs to the funds to fund the benefits. The only obligation of the Group with respect to the retirement benefits of Mainland China employees is to make the specified contributions.

# DIRECTORS' REPORT

## (E) DIRECTORS' INTERESTS IN COMPETING BUSINESS

Set out below is information disclosed pursuant to Rule 8.10 of the Rules Governing the Listing of Securities on The Stock Exchange of Hong Kong Limited (the "Listing Rules").

Three Directors of the Company, namely Mr Stephen T H Ng, Hon Frankie C M Yick and Mr Peter Z K Pao, being also directors of Wharf, Wharf REIC and/or certain subsidiaries of Wharf and Wharf REIC, are considered as having an interest in Wharf and Wharf REIC under Rule 8.10(2) of the Listing Rules.

Ownership of hotels, and ownership of property for letting and for development in Hong Kong and Mainland China carried on by subsidiaries of Wharf and Wharf REIC constitute competing businesses to the Group. In view of Wharf group's expertise and very good track record in the management and operation of hotels throughout the Asia Pacific region, the Group has engaged Wharf Hotels Management Limited ("WHML", being a wholly-owned subsidiary of Wharf) to act as manager to operate, direct, manage and supervise The Murray, Hong Kong, a Niccolo Hotel, The Marco Polo Hongkong Hotel and Niccolo Suzhou. WHML is also responsible for the operation of the hotels of Wharf group and Wharf REIC group in the Asia Pacific region.

The business of property development in Mainland China owned by Wharf group is considered as competing with the Group's property development projects in Mainland China. In view of Wharf group's expertise in project management and sales and marketing of properties, the Group has engaged Wharf China Development Limited, a wholly-owned subsidiary of Wharf, as the project manager and sales and marketing agent for the construction, development, sales and marketing of the Group's property development projects.

The investment in property assets by Wharf REIC group are considered as competing businesses for the Group. In view of Wharf REIC group's expertise in property management, the Group has engaged Harbour City Estates Limited, a wholly-owned subsidiary of Wharf REIC, as the manager of certain IP of the Group.

For safeguarding the interests of the Group, the INEDs and the Audit Committee of the Company would on a regular basis review the business and operational results of the Group to ensure, *inter alia*, that the Group's hotels, IP and property development businesses are and continue to be run on the basis that they are independent of, and at arm's length from, those of Wharf and Wharf REIC group.

## (F) MAJOR CUSTOMERS AND SUPPLIERS

For the financial year ended 31 December 2023:

- (i) the aggregate amount of purchases (not including the purchases of items which are of a capital nature) attributable to the Group's five largest suppliers represented less than 30% of the Group's total purchases; and
- (ii) the aggregate amount of turnover attributable to the Group's five largest customers represented less than 30% of the Group's total turnover.

## (G) DEBENTURES, BANK LOANS, OVERDRAFTS AND OTHER BORROWINGS

Particulars of debentures, bank loans, overdrafts and/or other borrowings of the Company and of the Group as at 31 December 2023 with an analysis of maturities are set out in Note 18 to the Financial Statements on pages 79 to 80.

# DIRECTORS' REPORT

## (H) PUBLIC FLOAT

Based on information that is publicly available to the Company and within the knowledge of the Directors as at the date of this report, the Company has maintained the prescribed public float under the Listing Rules throughout the financial year ended 31 December 2023.

## (I) DISCLOSURE OF CONNECTED TRANSACTIONS

Set out below is information in relation to certain connected transactions involving the Company and/or its subsidiaries, particulars of which were previously disclosed in the announcement of the Company dated 16 December 2022 and are required under the Listing Rules to be disclosed in the Annual Report and Financial Statements of the Company.

### (i) Master Property Services Agreement

On 16 December 2022, a master property services agreement (the "Master Property Services Agreement") was entered into by and amongst WAC, Wharf, Wharf REIC and the Company, for a fixed term of three years commencing on 1 January 2023 and expiring on 31 December 2025, for the purpose of, *inter alia*, regulating the provision of or engagement in property services comprising property project management services, property sales and marketing services, property management services, leasing agency services and/or any other property related services by and amongst themselves. The Master Property Services Agreement has provided for, *inter alia*, the annual cap amounts of service fees payable by the Group to WAC group/Wharf group/Wharf REIC group in relation thereto, which are fixed at HK\$10 million per annum for each of the financial years of 2023, 2024 and 2025.

The aggregate annual amounts of service fees payable by the Group under the Master Property Services Agreement, which is subject to the relevant annual cap amount as abovementioned, for the financial year ended 31 December 2023 amounted to HK\$6 million.

With Wharf REIC being the Company's substantial shareholder, Wharf REIC and its associates are regarded as connected persons of the Company within the meaning under the Listing Rules and the transactions between the Company and Wharf REIC (and its associates) as mentioned under Section (I)(i) above (the "Transactions") constitute continuing connected transactions of the Company.

### (ii) Confirmation from Directors and Auditors

- (a) The Directors, including the INEDs, of the Company have reviewed the Transactions and confirmed that the Transactions were entered into:
- (1) by the Group in the ordinary and usual course of its business;
  - (2) on normal commercial terms or better; and
  - (3) according to the relevant agreements governing the Transactions on terms that are fair and reasonable and in the interests of the Shareholders of the Company as a whole.

## DIRECTORS' REPORT

- (b) In accordance with Rule 14A.56 of the Listing Rules, the Board engaged the Company's auditors to perform procedures on the Group's continuing connected transactions in accordance with Hong Kong Standard on Assurance Engagements 3000 "Assurance Engagements Other than Audits or Reviews of Historical Financial Information" and with reference to Practice Note 740 "Auditor's Letter on Continuing Connected Transactions under the Hong Kong Listing Rules" issued by the Hong Kong Institute of Certified Public Accountants.

The auditors of the Company have advised that nothing has come to their attention that causes them to believe that the Transactions:

- (1) have not been approved by the Board;
  - (2) were not, in all material respects, in accordance with the pricing policies of the Group for the Transactions involving the provision of goods or services by the Group;
  - (3) were not entered into, in all material respects, in accordance with the relevant agreements governing the Transactions; and
  - (4) have exceeded the relevant annual cap amounts during the financial year ended 31 December 2023.
- (iii) With regard to the Material Related Party Transactions as disclosed under Note 23 to the Financial Statements on page 89, the transactions stated under paragraph (b) therein constitute connected transactions (as defined under the Listing Rules) of the Company, the ones under paragraphs (a) and (c) do not constitute a connected transaction under the Listing Rules, and those under paragraph (d) constitute a fully exempt connected transaction of the Company, for all of which the applicable requirements under the Listing Rules have been duly complied with.

### (J) PRINCIPAL RISKS AND UNCERTAINTIES

The global and local economies are always facing a barrage of challenges. Slower and less balanced growth is observed, with moderation experienced in advanced economies. The geopolitical tensions, contradictions in Sino-US relations and higher interest rate environment continued to cause uncertainties for many economic sectors. Furthermore, the two wars in Ukraine and Gaza pose significant global implications.

The following is a description of how our business segments interacting with the principal risks and uncertainties that are considered to be significant as it currently stands and with potential affecting the Group's businesses results of operations and financial conditions. However, this is non-exhaustive as there may be other risks and uncertainties arise resulting from changes in economic and other conditions over time. The Group employs a risk management and internal control framework to identify current and foreseeable risks at different levels of the organisation so as to take preventive actions to avoid or mitigate their adverse impacts.

#### **Risks pertaining to Hotel**

The Group owns three operating hotels in Hong Kong and Mainland China. Hotel performance is usually subject to a high degree of fluctuations caused by both predictable and unpredictable factors including seasonality, social stability, epidemic diseases and changes in economic conditions. Each factor has varied the development pattern of the tourism and hospitality industry with heavy reliance on the growth of cross-border visitor arrivals.

## DIRECTORS' REPORT

With the borders fully re-opened in early 2023, the hospitality sector has also seen recovery. However, performance has been slow, and the pace of recovery is still dragged by factors such as geopolitics, airline capacity and the global economic outlook.

In this respect, Hotel segment closely assesses the impact particularly on revenue and cash flow as well as cost control and operational efficiency to mitigate the adverse financial impacts. It also takes continual reviews of competition, legal and political changes as well as market trends for setting its business strategies including marketing and pricing to protect and drive profitability.

### **Risks pertaining to IP**

IP segment is a core business with IP asset accounting for 30% of the Group's total business assets. With the majority of the properties located in Hong Kong, the general economic climate, regulatory changes, government policies and the political conditions may have a significant impact on the segment's performance. The Group's rental income may experience more frequent adjustments resulting from competition arising from oversupply in retail and office areas. Furthermore, rental levels may also be impacted by external economic and market conditions including but not limited to fluctuations in general supply and demand, performance in stock markets and financial volatility, which may indirectly affect the Group's IP performance.

IPs are stated at fair values in accordance with the Hong Kong Financial Reporting Standards in the consolidated statement of financial position at each reporting period. The fair values are provided by independent professional surveyors, using the income capitalization approach which capitalised the net income of properties and takes into account the significant adjustments on term yield to account for the risk upon reversion and changes in fair value are recognised to the consolidated income statement. Given the size of the Group's IP portfolio, any significant change in the IP values may overwhelmingly affect the Group's results that may not reflect the Group's operating and cash flow performance.

In this respect, the Group regularly assesses changes in economic environment and keeps alert to market needs and competition. Continuously maintaining the quality of the assets and the tenant mix also helps the Group to grow revenue and to sustain in a sluggish economy. In addition, long-range planned and tactical promotions are seamlessly executed for maintaining the IPs' leading brands and value.

### **Risks pertaining to DP**

DP segment in the Mainland China dominated the Group's financial performance between 2012 and 2017. Exit from this segment continues and the Group DP land bank has not been replenished. The market for the Group's remaining unsold DP stock is not expected to substantially improve in the foreseeable future. Completion of exit may be slow and laborious.

### **Risks pertaining to Investment**

The Group holds a portfolio of long-term investments, which accounted for about 15% of the Group's total assets (excluding cash). The portfolio is held for long term capital growth potential with reasonable return, consisting of mainly blue chips listed investments with each investment individually immaterial to the Group's total asset. Given the volatility of the stock market, the portfolio is subject to market fluctuation and may affect the net asset value of the Group. The composition and performance of the portfolio are constantly assessed and monitored.

# DIRECTORS' REPORT

## Legal and Regulatory Compliance Risks

Whilst the Group's portfolio of business operations span across Hong Kong and Mainland cities, any failure to anticipate the trend of regulatory changes or cope with relevant requirements may result in non-compliance of local laws or regulation, leading to not only financial loss but also reputational damage to the Group. In mitigation of relevant risks, the Group actively assesses the effect of relevant developments and engages closely with regulatory authorities and external advisors on new laws and regulations and also trending legislations to ensure relevant requirements are properly complied with in an effective manner.

## Financial Risks

The Group is exposed to financial risks related to interest rate, foreign currency, equity price and credit in the normal course of the business. For further details of such risks and relevant management policies, please refer to Note 20 to the Financial Statements from pages 81 to 86.

## Environmental, Social and Governance Risks

Given climate change is a globally recognised environmental urgency faced by any business, and failure to build climate resilience can negatively impact our real estate portfolio, the Group carried out a climate risk mapping exercise with reference to Task Force on Climate-related Financial Disclosures ("TCFD")'s recommendations. Climate scenario analysis was conducted to understand the impact at different climate landscapes and time frames, and significant physical and transition risks and opportunities were identified. To adapt to and mitigate the climate-related risks, we have the Climate Change Policy Statement in place, and have been strengthening our climate resilience by using more granular data for analysis, implementing measures for energy optimisation and conservation, adopting renewable energy if feasible, as well as applying green procurement and construction practices gradually.

The global and regional competition for skilled professionals has made talent attraction and retention a social risk to the Group. Our labour-intensive business nature also exposes the Group to common labour issues including occupational safety and health risks. The Group adopts rigorous vendor management system for supply chain management to avoid any form of supply chain risks, including the ESG risks derived from our suppliers.

Just like any other sizable organisations with complex structure, the Group encounters governance risks that could result in significant financial losses and damage the reputation of the business. To uphold our commitment to achieve the highest standards of business conduct, the Group adopts an integrated and holistic approach to reduce the inefficiencies, miscommunications and other perils of deficiencies in governance. Our Corporate Governance Report (pages 16 to 33) elaborates in details our systems and controls, policies and practices which aim to ensure proper corporate management and to instill a culture of good business ethics in our organisation.

For more details on how we address ESG and climate-related risks, please refer to the Group's Sustainability Report 2023.



# DIRECTORS' REPORT

## (K) DIRECTORS OF SUBSIDIARIES

The names of all persons who, during the financial year and up to 5 March 2024 (the date of this report), served as directors of all those companies included as subsidiaries in the consolidated financial statements of the Company for the financial year ended 31 December 2023 are set out below:

CHAN Kwok Pong  
CHAN Sik Wah  
GUO Guanghui  
HUI Chung Ying Kevin  
LI Lei  
LI Yingjun\*  
LIU Changsheng\*  
NG Tin Hoi Stephen  
PAO Zen Kwok Peter  
TSUI Yiu Cheung  
WU Guan  
XU Siwei\*  
XU Wendong  
沈玉林

\* *ceased to be a director of the Group's subsidiaries on or before 5 March 2024.*

# INDEPENDENT AUDITOR'S REPORT



**To the members of Harbour Centre Development Limited**

*(incorporated in Hong Kong with limited liability)*

## OPINION

We have audited the consolidated financial statements of Harbour Centre Development Limited and its subsidiaries ("the Group") set out on pages 54 to 116, which comprise the consolidated statement of financial position as at 31 December 2023, the consolidated income statement, the consolidated statement of comprehensive income, the consolidated statement of changes in equity and the consolidated statement of cash flows for the year then ended and notes to the consolidated financial statements, including material accounting policy information.

In our opinion, the consolidated financial statements give a true and fair view of the consolidated financial position of the Group as at 31 December 2023 and of its consolidated financial performance and its consolidated cash flows for the year then ended in accordance with Hong Kong Financial Reporting Standards ("HKFRSs") issued by the Hong Kong Institute of Certified Public Accountants ("HKICPA") and have been properly prepared in compliance with the Hong Kong Companies Ordinance.

## BASIS FOR OPINION

We conducted our audit in accordance with Hong Kong Standards on Auditing ("HKSAs") issued by the HKICPA. Our responsibilities under those standards are further described in the *Auditor's responsibilities for the audit of the consolidated financial statements* section of our report. We are independent of the Group in accordance with the HKICPA's *Code of Ethics for Professional Accountants* ("the Code") and we have fulfilled our other ethical responsibilities in accordance with the Code. We believe that the audit evidence we have obtained is sufficient and appropriate to provide a basis for our opinion.

## KEY AUDIT MATTERS

Key audit matters are those matters that, in our professional judgement, were of most significance in our audit of the consolidated financial statements of the current period. These matters were addressed in the context of our audit of the consolidated financial statements as a whole, and in forming our opinion thereon, and we do not provide a separate opinion on these matters.

# INDEPENDENT AUDITOR'S REPORT

---

## Valuation of completed investment properties ("IP")

Refer to accounting policy D(i) and note 7 to the consolidated financial statements

### The Key Audit Matter

### How the matter was addressed in our audit

---

The Group holds a portfolio of completed IP (primarily retail properties) located in Hong Kong which accounted for 30% of the Group's total assets as at 31 December 2023.

The fair values of the completed IP as at 31 December 2023 were assessed by the Group based on independent valuations prepared by a qualified external property valuer which took into account the net income of each property, allowing for reversionary potential and redevelopment potential, where appropriate.

The changes in fair value of completed IP recorded in the consolidated income statement amounting to HK\$94 million for the year ended 31 December 2023.

We identified valuation of completed IP as a key audit matter because these properties are significant to the Group's total assets and a small adjustment to or variances in the assumptions and data used to compute the valuation of individual properties, when aggregated, could have a significant impact on the Group's loss and because the valuation of completed IP is inherently subjective and requires significant judgement and estimation, particularly in determining market rents and capitalisation rates, which increases the risk of error or potential management bias.

Our audit procedures to assess the valuation of completed IP included the following:

- obtaining and inspecting the valuation reports prepared by the external property valuer engaged by the Group;
- meeting the external property valuer, to discuss and challenge the key estimates and assumptions adopted in the valuations, including the prevailing market rents and capitalisation rates, and to assess the objectivity, qualifications and expertise of the external property valuer in the properties being valued;
- with the assistance of our internal property valuation specialists, assessing the valuation methodology adopted by the external property valuer and comparing the key estimates and assumptions adopted in the valuation of each completed IP, including market rents and capitalisation rates, with available market data and government statistics; and
- conducting site visits to the completed IP and comparing tenancy information, including market rents and occupancy rates adopted by the external property valuer with underlying contracts and related documentation, on a sample basis.

# INDEPENDENT AUDITOR'S REPORT

## Assessing potential impairment of hotel properties

Refer to accounting policies D(ii), G(ii) and note 8 to the consolidated financial statements

### The Key Audit Matter

As at 31 December 2023, the Group held a number of hotel properties located in Hong Kong and Mainland China which were stated at cost less accumulated depreciation and impairment loss at a total amount of HK\$6,681 million.

At the financial reporting date, the Group reviewed the hotel properties to determine whether there were any indicators of impairment. When indicators of impairment are identified management assesses the recoverable amount of the hotel property. An impairment loss is recognised as an expense in the consolidated income statement if the carrying amount of the hotel property exceeds its recoverable amount.

The calculation of the recoverable amount of a hotel property is performed by the Group's external property valuer based on the discounted cash flows associated with the hotel property. The preparation of discounted cash flow forecasts can be highly subjective and requires the exercise of significant management judgement and estimation, in particular in determining forecast occupancy rates, forecast hotel room rates, the growth rates and the discount rates applied.

We identified assessing the potential impairment of hotel properties as a key audit matter because of the significant management judgement and estimation required in making assumptions and estimations which are inherently uncertain and could be subject to management bias.

### How the matter was addressed in our audit

Our audit procedures to assess the potential impairment of hotel properties included the following:

- discussing with management whether there were any indicators of impairment of individual hotel properties as at 31 December 2023;
- where there were indicators of impairment, assessing whether the impairment assessment models were prepared in accordance with the requirements of the prevailing accounting standards;
- obtaining and inspecting the recoverable amount calculations prepared by the external property valuer engaged by the Group;
- assessing the qualifications, experience and expertise of the external property valuer in the properties being valued;
- with the assistance of our internal property valuation specialists, assessing the valuation methodology adopted by the property valuers and comparing the key estimates and assumptions adopted in the impairment assessment models for hotel properties, including forecast hotel room rates, forecast occupancy rates, growth rates and the discount rates, with available market data and government statistics;
- evaluating the historical accuracy of management's calculations of the recoverable amounts of hotel properties by comparing the forecasts at the end of the previous financial year for occupancy rates and hotel room rates with the actual outcomes in the current year; and
- performing sensitivity analyses to determine the extent of change in those estimates that, either individually or collectively, would be required for the hotel properties to be materially misstated and considering the likelihood of such a movement in those key estimates arising and whether there was any evidence of management bias.

# INDEPENDENT AUDITOR'S REPORT

## INFORMATION OTHER THAN THE CONSOLIDATED FINANCIAL STATEMENTS AND AUDITOR'S REPORT THEREON

The directors are responsible for the other information. The other information comprises all the information included in the annual report, other than the consolidated financial statements and our auditor's report thereon.

Our opinion on the consolidated financial statements does not cover the other information and we do not express any form of assurance conclusion thereon.

In connection with our audit of the consolidated financial statements, our responsibility is to read the other information and, in doing so, consider whether the other information is materially inconsistent with the consolidated financial statements or our knowledge obtained in the audit or otherwise appears to be materially misstated.

If, based on the work we have performed, we conclude that there is a material misstatement of this other information, we are required to report that fact. We have nothing to report in this regard.

## RESPONSIBILITIES OF THE DIRECTORS FOR THE CONSOLIDATED FINANCIAL STATEMENTS

The directors are responsible for the preparation of the consolidated financial statements that give a true and fair view in accordance with HKFRSs issued by the HKICPA and the Hong Kong Companies Ordinance and for such internal control as the directors determine is necessary to enable the preparation of consolidated financial statements that are free from material misstatement, whether due to fraud or error.

In preparing the consolidated financial statements, the directors are responsible for assessing the Group's ability to continue as a going concern, disclosing, as applicable, matters related to going concern and using the going concern basis of accounting unless the directors either intend to liquidate the Group or to cease operations, or have no realistic alternative but to do so.

The directors are assisted by the Audit Committee in discharging their responsibilities for overseeing the Group's financial reporting process.

## AUDITOR'S RESPONSIBILITIES FOR THE AUDIT OF THE CONSOLIDATED FINANCIAL STATEMENTS

Our objectives are to obtain reasonable assurance about whether the consolidated financial statements as a whole are free from material misstatement, whether due to fraud or error, and to issue an auditor's report that includes our opinion. This report is made solely to you, as a body, in accordance with section 405 of the Hong Kong Companies Ordinance, and for no other purpose. We do not assume responsibility towards or accept liability to any other person for the contents of this report.

Reasonable assurance is a high level of assurance, but is not a guarantee that an audit conducted in accordance with HKSA's will always detect a material misstatement when it exists. Misstatements can arise from fraud or error and are considered material if, individually or in the aggregate, they could reasonably be expected to influence the economic decisions of users taken on the basis of these consolidated financial statements.

## INDEPENDENT AUDITOR'S REPORT

As part of an audit in accordance with HKSAAs, we exercise professional judgement and maintain professional scepticism throughout the audit. We also:

- Identify and assess the risks of material misstatement of the consolidated financial statements, whether due to fraud or error, design and perform audit procedures responsive to those risks, and obtain audit evidence that is sufficient and appropriate to provide a basis for our opinion. The risk of not detecting a material misstatement resulting from fraud is higher than for one resulting from error, as fraud may involve collusion, forgery, intentional omissions, misrepresentations, or the override of internal control.
- Obtain an understanding of internal control relevant to the audit in order to design audit procedures that are appropriate in the circumstances but not for the purpose of expressing an opinion on the effectiveness of the Group's internal control.
- Evaluate the appropriateness of accounting policies used and the reasonableness of accounting estimates and related disclosures made by the directors.
- Conclude on the appropriateness of the directors' use of the going concern basis of accounting and, based on the audit evidence obtained, whether a material uncertainty exists related to events or conditions that may cast significant doubt on the Group's ability to continue as a going concern. If we conclude that a material uncertainty exists, we are required to draw attention in our auditor's report to the related disclosures in the consolidated financial statements or, if such disclosures are inadequate, to modify our opinion. Our conclusions are based on the audit evidence obtained up to the date of our auditor's report. However, future events or conditions may cause the Group to cease to continue as a going concern.
- Evaluate the overall presentation, structure and content of the consolidated financial statements, including the disclosures and whether the consolidated financial statements represent the underlying transactions and events in a manner that achieves fair presentation.
- Obtain sufficient appropriate audit evidence regarding the financial information of the entities or business activities within the Group to express an opinion on the consolidated financial statements. We are responsible for the direction, supervision and performance of the group audit. We remain solely responsible for our audit opinion.

We communicate with the Audit Committee regarding, among other matters, the planned scope and timing of the audit and significant audit findings, including any significant deficiencies in internal control that we identify during our audit.

We also provide the Audit Committee with a statement that we have complied with relevant ethical requirements regarding independence and communicate with them all relationships and other matters that may reasonably be thought to bear on our independence and, where applicable, actions taken to eliminate threats or safeguards applied.

## INDEPENDENT AUDITOR'S REPORT

From the matters communicated with the Audit Committee, we determine those matters that were of most significance in the audit of the consolidated financial statements of the current period and are therefore the key audit matters. We describe these matters in our auditor's report unless law or regulation precludes public disclosure about the matter or when, in extremely rare circumstances, we determine that a matter should not be communicated in our report because the adverse consequences of doing so would reasonably be expected to outweigh the public interest benefits of such communication.

The engagement partner on the audit resulting in this independent auditor's report is Chan Tsz Kei.

### **KPMG**

*Certified Public Accountants*

8th Floor, Prince's Building

10 Chater Road

Central, Hong Kong

5 March 2024

# CONSOLIDATED INCOME STATEMENT

For the year ended 31 December 2023

	Note	2023 HK\$ Million	2022 HK\$ Million
<b>Revenue</b>	1	<b>1,579</b>	1,139
Direct costs and operating expenses		<b>(732)</b>	(650)
Selling and marketing expenses		<b>(79)</b>	(74)
Administrative and corporate expenses		<b>(146)</b>	(158)
Operating profit before depreciation, interest and tax		<b>622</b>	257
Depreciation		<b>(214)</b>	(228)
<b>Operating profit</b>	1 & 2	<b>408</b>	29
Changes in fair value of investment properties	7	<b>94</b>	(133)
Other net charge	3	<b>(493)</b>	–
Finance costs	4	<b>9</b>	(104)
Share of results after tax of an associate	9	<b>(38)</b>	(43)
		<b>(168)</b>	(68)
Loss before taxation		<b>(197)</b>	(215)
Income tax	5(a)	<b>(5)</b>	(12)
<b>Loss for the year</b>		<b>(202)</b>	(227)
<b>Loss attributable to:</b>			
Equity shareholders		<b>(107)</b>	(197)
Non-controlling interests		<b>(95)</b>	(30)
		<b>(202)</b>	(227)
<b>Loss per share</b>	6		
Basic		<b>(HK\$0.15)</b>	(HK\$0.28)
Diluted		<b>(HK\$0.15)</b>	(HK\$0.28)

The notes and material accounting policies on pages 60 to 116 form part of these financial statements.



# CONSOLIDATED STATEMENT OF COMPREHENSIVE INCOME

For the year ended 31 December 2023

	2023 HK\$ Million	2022 HK\$ Million
<b>Loss for the year</b>	<b>(202)</b>	(227)
<b>Other comprehensive income</b>		
<b>Item that will not be reclassified to profit or loss:</b>		
Fair value changes on equity investments	<b>(670)</b>	(90)
<b>Items that may be reclassified subsequently to profit or loss:</b>		
Exchange difference on translation of the operations – subsidiaries	<b>(13)</b>	(140)
Share of reserves of an associate and joint ventures	<b>(11)</b>	(79)
Others	–	(8)
<b>Other comprehensive income for the year</b>	<b>(694)</b>	(317)
<b>Total comprehensive income for the year</b>	<b>(896)</b>	(544)
<b>Total comprehensive income attributable to:</b>		
Equity shareholders	<b>(799)</b>	(489)
Non-controlling interests	<b>(97)</b>	(55)
	<b>(896)</b>	(544)

The notes and material accounting policies on pages 60 to 116 form part of these financial statements.

# CONSOLIDATED STATEMENT OF FINANCIAL POSITION

At 31 December 2023

	Note	2023 HK\$ Million	2022 HK\$ Million
<b>Non-current assets</b>			
Investment properties	7	5,099	5,005
Hotel properties, plant and equipment	8	6,764	6,655
Interest in an associate	9	591	815
Interest in joint ventures	10	10	20
Equity investments	11	2,522	3,192
Deferred tax assets	19	225	226
Other non-current assets		32	32
		<b>15,243</b>	15,945
<b>Current assets</b>			
Properties for sale	12	1,118	1,793
Inventories		9	8
Trade and other receivables	13	143	141
Prepaid tax	5(f) & 5(g)	2	6
Bank deposits and cash	15	381	634
		<b>1,653</b>	2,582
Non-current assets classified as held for sale	14	–	322
		<b>1,653</b>	2,904
<b>Total assets</b>			
		<b>16,896</b>	18,849
<b>Non-current liabilities</b>			
Deferred tax liabilities	19	(273)	(326)
Bank loans	18	(504)	(581)
		<b>(777)</b>	(907)
<b>Current liabilities</b>			
Trade and other payables	16	(1,375)	(1,668)
Pre-sale deposits and proceeds	17	(78)	(222)
Taxation payable	5(f)	(206)	(192)
Bank loans	18	(22)	(517)
Liabilities directly associated with the non-current assets classified as held for sale	14	–	(9)
		<b>(1,681)</b>	(2,608)
<b>Total liabilities</b>			
		<b>(2,458)</b>	(3,515)
<b>NET ASSETS</b>			
		<b>14,438</b>	15,334
<b>Capital and reserves</b>			
Share capital	21(a)	3,641	3,641
Reserves		10,688	11,487
<b>Shareholders' equity</b>			
		<b>14,329</b>	15,128
<b>Non-controlling interests</b>			
		<b>109</b>	206
<b>TOTAL EQUITY</b>			
		<b>14,438</b>	15,334

The notes and material accounting policies on pages 60 to 116 form part of these financial statements.

**Stephen T H Ng**  
Chairman

**Peter Z K Pao**  
Director

# CONSOLIDATED STATEMENT OF CHANGES IN EQUITY

For the year ended 31 December 2023

	Shareholders' equity				Total shareholders' equity HK\$ Million	Non- controlling interests HK\$ Million	Total equity HK\$ Million
	Share capital HK\$ Million	Investments revaluation reserve HK\$ Million	Exchange reserve HK\$ Million	Revenue reserve HK\$ Million			
<b>At 1 January 2022</b>	3,641	(12)	426	11,562	15,617	320	15,937
<b>Changes in equity for 2022:</b>							
Loss for the year	–	–	–	(197)	(197)	(30)	(227)
Other comprehensive income	–	(90)	(194)	(8)	(292)	(25)	(317)
Total comprehensive income	–	(90)	(194)	(205)	(489)	(55)	(544)
Transfer to revenue reserves upon de-recognition of equity investments	–	(37)	–	37	–	–	–
Dividends paid to non- controlling interests	–	–	–	–	–	(59)	(59)
<b>At 31 December 2022 and 1 January 2023</b>	<b>3,641</b>	<b>(139)</b>	<b>232</b>	<b>11,394</b>	<b>15,128</b>	<b>206</b>	<b>15,334</b>
<b>Changes in equity for 2023:</b>							
Loss for the year	–	–	–	(107)	(107)	(95)	(202)
Other comprehensive income	–	(670)	(23)	1	(692)	(2)	(694)
Total comprehensive income	–	(670)	(23)	(106)	(799)	(97)	(896)
<b>At 31 December 2023</b>	<b>3,641</b>	<b>(809)</b>	<b>209</b>	<b>11,288</b>	<b>14,329</b>	<b>109</b>	<b>14,438</b>

The notes and material accounting policies on pages 60 to 116 form part of these financial statements.

# CONSOLIDATED STATEMENT OF CASH FLOWS

For the year ended 31 December 2023

	Note	2023 HK\$ Million	2022 HK\$ Million
Operating cash inflow	(a)	475	104
Changes in working capital	(a)	(273)	(308)
<b>Cash generated from/(used in) operations</b>	(a)	<b>202</b>	<b>(204)</b>
Net interest paid		(27)	(25)
Interest received		7	11
Interest paid on bank loans		(34)	(36)
Dividend income from equity investments		140	142
Hong Kong profits tax paid		(33)	(23)
PRC taxation paid		(4)	(37)
Net cash generated from/(used in) operating activities		<b>278</b>	<b>(147)</b>
<b>Investing activities</b>			
Payment for hotel properties, plant and equipment		(25)	(6)
Net decrease in interest in an associate		60	–
Net decrease in interest in joint ventures		9	–
Purchase of equity investments		–	(116)
Proceeds from disposal of equity investments		–	220
Compensation from termination of disposal of a subsidiary		–	77
Net cash generated from investing activities		<b>44</b>	<b>175</b>
<b>Financing activities</b>			
Drawdown of bank loans	(b)	200	676
Repayment of bank loans	(b)	(767)	(1,011)
Dividends paid to non-controlling interests		–	(59)
Net cash used in financing activities		<b>(567)</b>	<b>(394)</b>
<b>Decrease in cash and cash equivalents</b>		<b>(245)</b>	<b>(366)</b>
Cash and cash equivalents at 1 January		634	1,089
Effect on exchange rate changes		(8)	(89)
<b>Cash and cash equivalents at 31 December</b>		<b>381</b>	<b>634</b>

Cash and cash equivalents represent bank deposits and cash.

The notes and material accounting policies on pages 60 to 116 form part of these financial statements.

# CONSOLIDATED STATEMENT OF CASH FLOWS

For the year ended 31 December 2023

## NOTES TO THE CONSOLIDATED STATEMENT OF CASH FLOWS

### (a) Reconciliation of operating profit to cash generated from/(used in) operations

	2023 HK\$ Million	2022 HK\$ Million
Operating profit	408	29
Depreciation	214	228
Dividend income from equity investments	(140)	(142)
Interest income	(7)	(11)
Operating cash inflow	475	104
Decrease in properties for sale	161	179
(Increase)/decrease in inventories	(1)	2
(Increase)/decrease in trade and other receivables	(10)	16
Decrease in trade and other payables	(302)	(435)
Decrease in pre-sale deposits and proceeds	(141)	(1)
Increase/(decrease) in amounts due to fellow subsidiaries (net)	13	(54)
Others	7	(15)
Changes in working capital	(273)	(308)
<b>Cash generated from/(used in) operations</b>	<b>202</b>	<b>(204)</b>

### (b) Reconciliation of liabilities arising from financing activities

	Bank loans	
	2023 HK\$ Million	2022 HK\$ Million
<b>At 1 January</b>	<b>1,098</b>	1,450
Changes from financing cash flows:		
Drawdown of bank loans	200	676
Repayment of bank loans	(767)	(1,011)
Total changes from financing cash flows	(567)	(335)
Exchange adjustments	(5)	(17)
<b>At 31 December</b>	<b>526</b>	1,098

# NOTES TO THE FINANCIAL STATEMENTS

## 1. SEGMENT INFORMATION

The Group manages its diversified businesses according to the nature of services and products provided. Management has determined four reportable operating segments for measuring performance and allocating resources. The segments are hotels, investment properties, development properties and investments. No operating segment has been aggregated to form reportable segments.

Hotels segment represents the operations of The Murray, Hong Kong, a Niccolo Hotel (“The Murray”), Marco Polo Hongkong Hotel (“MP Hong Kong”), Niccolo Suzhou and Marco Polo Changzhou (“MP Changzhou”).

Investment properties segment primarily represents the property leasing of the Group’s investment properties in Hong Kong.

Development properties segment encompasses activities relating to the acquisition, development and sales of trading properties primarily in Mainland China.

Investments segment represents equity investment in global capital markets. The performance of the portfolio is assessed and monitored by top management regularly.

Management evaluates performance based on operating profit as well as the equity share of results of an associate and joint ventures of each segment.

Segment business assets principally comprise all tangible assets, intangible assets and current assets directly attributable to each segment with the exception of bank deposits and cash as well as deferred tax assets.

Revenue and expenses are allocated with reference to income generated by those segments and expenses incurred by those segments or which arise from the depreciation of assets attributable to those segments.

### (a) Analysis of segment revenue and results

	Revenue HK\$ Million	Operating profit/(loss) HK\$ Million	Changes in fair value of investment properties HK\$ Million	Other net charge and impairment loss HK\$ Million	Finance costs HK\$ Million	Associate HK\$ Million	Profit/(loss) before taxation HK\$ Million
<b>2023</b>							
Hotels	952	26	–	–	(7)	–	19
Investment properties	242	213	94	–	(18)	–	289
Development properties	238	28	–	(493)	(13)	(168)	(646)
Investments	140	140	–	–	–	–	140
<b>Segment total</b>	<b>1,572</b>	<b>407</b>	<b>94</b>	<b>(493)</b>	<b>(38)</b>	<b>(168)</b>	<b>(198)</b>
Others	7	1	–	–	–	–	1
<b>Group total</b>	<b>1,579</b>	<b>408</b>	<b>94</b>	<b>(493)</b>	<b>(38)</b>	<b>(168)</b>	<b>(197)</b>
<b>2022</b>							
Hotels	577	(240)	–	–	(13)	–	(253)
Investment properties	217	189	(133)	–	(13)	–	43
Development properties	193	(61)	–	(85)	(17)	(68)	(231)
Investments	142	142	–	–	–	–	142
<b>Segment total</b>	<b>1,129</b>	<b>30</b>	<b>(133)</b>	<b>(85)</b>	<b>(43)</b>	<b>(68)</b>	<b>(299)</b>
Others	10	(1)	–	85	–	–	84
<b>Group total</b>	<b>1,139</b>	<b>29</b>	<b>(133)</b>	<b>–</b>	<b>(43)</b>	<b>(68)</b>	<b>(215)</b>

(i) Substantially all depreciation was attributable to the hotels segment.

(ii) No inter-segment revenue has been recorded during the current and prior years.

## NOTES TO THE FINANCIAL STATEMENTS

### (b) Analysis of segment business assets

	2023 HK\$ Million	2022 HK\$ Million
Hotels	6,876	6,748
Investment properties	5,134	5,054
Development properties	1,758	2,995
Investments	2,522	3,192
Total segment business assets	16,290	17,989
Unallocated corporate assets	606	860
Total assets	16,896	18,849

- (i) Hotels are stated at cost less accumulated depreciation and impairment losses. Should the completed hotel properties be stated based on the valuation as at 31 December 2023 of HK\$10,608 million (2022: HK\$10,490 million), the total segment business assets would be increased to HK\$20,217 million (2022: HK\$21,907 million).
- (ii) Unallocated corporate assets mainly comprise deferred tax assets and bank deposits and cash.

### (c) Geographical information

	Revenue		Operating profit/(loss)	
	2023 HK\$ Million	2022 HK\$ Million	2023 HK\$ Million	2022 HK\$ Million
Hong Kong	1,158	800	346	83
Mainland China	371	289	12	(104)
Others	50	50	50	50
Group total	1,579	1,139	408	29

	Specified non-current assets		Total business assets	
	2023 HK\$ Million	2022 HK\$ Million	2023 HK\$ Million	2022 HK\$ Million
Hong Kong	10,908	10,951	12,783	13,241
Mainland China	1,556	1,544	2,720	3,708
Others	–	–	787	1,040
Group total	12,464	12,495	16,290	17,989

Specified non-current assets exclude equity investments, deferred tax assets and other non-current assets.

Geographically, HK\$12,783 million (2022: HK\$13,241 million) or 78% (2022: 74%) of the Group's total business assets were located in Hong Kong.

The geographical location of revenue and operating profit is analysed based on the location at which services are provided and in the case of equity investments, where they are listed. The geographical location of specified non-current assets and total business assets is based on the physical location of operations.

## NOTES TO THE FINANCIAL STATEMENTS

### (d) Disaggregation of revenue

	2023 HK\$ Million	2022 HK\$ Million
<b>Revenue recognised under HKFRS 15</b>		
Hotels	952	577
Management and services income and other rental related income	37	37
Sale of development properties	238	193
	<b>1,227</b>	807
<b>Revenue recognised under other accounting standards</b>		
Rental income under investment properties segment		
– Fixed	202	180
– Variable	3	–
Investments	140	142
Others	7	10
	<b>352</b>	332
<b>Total revenue</b>	<b>1,579</b>	1,139

The Group has applied practical expedient in paragraph 121 of Hong Kong Financial Reporting Standard (“HKFRS”) 15 to exempt the disclosure of revenue expected to be recognised in the future arising from contracts with customers in existence at the reporting date to its:

- hotel operation as the Group recognises revenue at the amount to which it has a right to invoice, which corresponds directly with the value to the customer of the Group’s performance completed to date.
- property management fees and other rental related income as the Group recognises revenue at the amount to which it has a right to invoice, which corresponds directly with the value to the customer of the Group’s performance completed to date.
- sales of completed properties as the performance obligation is part of a contract that had an original expected duration of one year or less.



# NOTES TO THE FINANCIAL STATEMENTS

## 2. OPERATING PROFIT

### (a) Operating profit is arrived at:

	2023 HK\$ Million	2022 HK\$ Million
<b>After charging:</b>		
Depreciation	214	228
Staff costs (Note i)	395	348
Auditors' remuneration (Note ii)	2	2
Cost of trading properties for recognised sales	165	183
Direct operating expenses of investment properties	20	17
<b>After crediting:</b>		
Gross rental revenue from investment properties	242	217
Interest income	7	11
Dividend income from equity investments	140	142
Government grants (Note iii)	1	22

Notes:

- (i) Staff costs included defined contribution pension schemes costs HK\$16 million (2022: HK\$14 million), which included MPF schemes after a forfeited contribution of HK\$1 million (2022: HK\$1 million).
- (ii) Auditors' remuneration included less than HK\$1 million for other services.
- (iii) Government grants mainly included subsidy under the Employment Support Scheme in 2022.

### (b) Directors' emoluments

Directors' emoluments disclosed pursuant to section 383(1) of the Companies Ordinance and Part 2 of the Companies (Disclosure of Information about Benefits of Directors) Regulation are as follows:

	Salaries, allowances Contributions and benefits in kind				Discretionary bonuses HK\$'000	Contributions to pension scheme HK\$'000	2023 Total HK\$'000	2022 Total HK\$'000
	Fees HK\$'000	HK\$'000	HK\$'000	HK\$'000				
<b>Executive Director</b>								
Stephen T H Ng	70	1,080	–	–	1,150	1,150		
<b>Non-executive Directors</b>								
Peter Z K Pao	70	–	–	–	70	70		
Frankie C M Yick	70	–	–	–	70	70		
<b>Independent Non-executive Directors</b>								
David T C Lie-A-Cheong	70	–	–	–	70	70		
Ivan T L Ting (ii and iii)	90	–	–	–	90	70		
Roger K H Luk (ii)	100	–	–	–	100	100		
Michael T P Sze (ii)	100	–	–	–	100	100		
Brian S K Tang (ii)	100	–	–	–	100	100		
	<b>670</b>	<b>1,080</b>	<b>–</b>	<b>–</b>	<b>1,750</b>	<b>1,730</b>		
Total for 2022	650	1,080	–	–	–	1,730		

# NOTES TO THE FINANCIAL STATEMENTS

Notes:

- (i) There was no compensation for loss of office and/or inducement for joining the Group paid/payable to the Company's Directors in respect of the years ended 31 December 2023 and 2022.
- (ii) Includes Audit Committee Member's fee received by each of relevant Directors of HK\$30,000 per annum for the year ended 31 December 2023 (2022: HK\$30,000 per annum).
- (iii) Mr Ivan T L Ting was appointed as Audit Committee Member of the Company effective from 4 May 2023.

## (c) Emoluments of the highest paid employees

For the year ended 31 December 2023, information regarding emoluments of 5 (2022: 5) employees of the Group who, not being Directors of the Company, were among the top five highest paid individuals (including Directors of the Company and other employees of the Group) employed by the Group has been set out below:

Aggregate emoluments	2023 HK\$ Million	2022 HK\$ Million
Salaries, allowances and benefits in kind	11	9
Discretionary bonuses and/or performance related bonuses	1	1
<b>Total</b>	<b>12</b>	<b>10</b>

Bands (in HK\$)	2023 Number	2022 Number
\$1,500,001 – \$2,000,000	3	4
\$2,500,001 – \$3,000,000	1	–
\$3,000,001 – \$3,500,000	–	1
\$3,500,001 – \$4,000,000	1	–

## 3. OTHER NET CHARGE

Other net charge amounted to HK\$493 million mainly represented impairment provision for Mainland DP held by subsidiaries (2022: HK\$ Nil, mainly comprised of impairment provision of HK\$77 million for SZIFS and compensation of HK\$77 million from termination of disposal of a hotel property).

# NOTES TO THE FINANCIAL STATEMENTS

## 4. FINANCE COSTS

	2023 HK\$ Million	2022 HK\$ Million
Interest on bank borrowings	34	36
Other finance costs	4	7
<b>Total</b>	<b>38</b>	<b>43</b>

All interest costs are in respect of interest bearing borrowings that are stated at amortised cost.

## 5. INCOME TAX

(a) Taxation charged to the consolidated income statement represents:

	2023 HK\$ Million	2022 HK\$ Million
<b>Current income tax</b>		
Hong Kong		
– provision for the year	49	24
Mainland China		
– provision for the year	–	8
– over-provision in respect of prior years	–	(11)
	<b>49</b>	<b>21</b>
<b>Land appreciation tax (“LAT”) (Note (d))</b>	<b>7</b>	<b>8</b>
<b>Deferred tax</b>		
Origination and reversal of temporary differences	(51)	(17)
<b>Total</b>	<b>5</b>	<b>12</b>

(b) The provision for Hong Kong profits tax is at the rate of 16.5% (2022: 16.5%) of the estimated assessable profits for the year.

(c) Income tax on profits assessable in Mainland China are corporate income tax calculated at a rate of 25% (2022: 25%) and withholding tax at a rate of up to 10%.

## NOTES TO THE FINANCIAL STATEMENTS

- (d) Under the Provisional Regulations on LAT, all gains arising from transfer of real estate property in Mainland China are subject to LAT at progressive rates ranging from 30% to 60% on the appreciation of land value, being the proceeds of sales of properties less deductible expenditures including cost of land use rights, borrowings costs and all property development expenditures.
- (e) Under the tax law in Mainland China, withholding tax at 10% is imposed unless reduced by a treaty or agreement, for dividends distributed by a PRC-resident enterprise to its immediate holding company outside Mainland China. For the year ended 31 December 2023, the Group has written back HK\$49 million (2022: HK\$12 million) for withholding tax on accumulated earnings generated by its Mainland China subsidiaries and joint venture which have been/will be distributed to their immediate holding companies outside Mainland China in the foreseeable future.
- (f) The prepaid tax/taxation payable in the consolidated statement of financial position is expected to be recovered/settled within one year.
- (g) Prepaid tax represents advance LAT and corporate income tax paid in respect of pre-sale proceeds received from sale of properties in Mainland China.
- (h) Tax attributable to an associate for the year ended 31 December 2023 of HK\$118 million (2022: HK\$67 million) is included in the share of results of an associate.
- (i) Reconciliation between the actual total tax charge and accounting loss at applicable tax rates:

	2023 HK\$ Million	2022 HK\$ Million
Loss before taxation	(197)	(215)
Notional tax on loss before taxation calculated at applicable tax rates	(88)	(57)
Tax effect of non-deductible expenses	47	26
Tax effect of (non-taxable)/non-deductible changes in fair value of investment properties	(16)	22
Tax effect of non-taxable income	(23)	(38)
Tax effect of tax losses not recognised	30	23
Tax effect of temporary differences not recognised	97	51
LAT on trading properties	7	8
Withholding tax	(49)	(12)
Over-provision in respect of prior years	–	(11)
Actual total tax charge	5	12

# NOTES TO THE FINANCIAL STATEMENTS

## 6. LOSS PER SHARE

Basic and diluted loss per share is calculated by dividing the loss attributable to equity shareholders for the year of HK\$107 million (2022: HK\$197 million) by 708.8 million ordinary shares (2022: 708.8 million ordinary shares) in issue during the year.

The diluted loss per share is the same as the basic loss per share as there are no potential dilutive ordinary shares in existence during the years ended 31 December 2023 and 2022.

## 7. INVESTMENT PROPERTIES

	<b>Completed Total HK\$ Million</b>
<b>(a) Cost or valuation</b>	
At 1 January 2022	5,138
Revaluation deficits	(133)
At 31 December 2022 and 1 January 2023	<b>5,005</b>
Revaluation surplus	<b>94</b>
At 31 December 2023	<b>5,099</b>
<b>(b) The analysis of cost or valuation of the above assets is as follows:</b>	
2023 valuation	<b>5,099</b>
2022 valuation	5,005
<b>(c) Tenure of title to properties</b>	
At 31 December 2023	
Held in Hong Kong	
Long term leases	<b>5,099</b>
At 31 December 2022	
Held in Hong Kong	
Long term leases	5,005

The Group holds investment properties to lease out under operating leases. The Group is the registered owner of the property interests of these investment properties. There are no ongoing payments to be made under the terms of the land lease, other than payments based on rateable values set by the relevant government authorities. These payments vary from time to time and are payable to the relevant government authorities.

# NOTES TO THE FINANCIAL STATEMENTS

## (d) Investment properties revaluation

The investment properties stated at fair value as at 31 December 2023 were revalued by Knight Frank, an independent firm of professional surveyors who have among their staff Fellows of the Hong Kong Institute of Surveyors with extensive experience in valuing properties in Hong Kong and Mainland China. Knight Frank has valued the investment properties on a market value basis and has taken into account the net income of the respective properties, allowing for reversionary potential and the redevelopment potential of the properties where appropriate.

The revaluation differences arising on revaluation on investment properties is recognised in the line item “Changes in fair value of investment properties” on the face of the consolidated income statement.

Investment properties are measured at fair value at the end of the reporting period across the three levels of the inputs to the revaluation methodologies in accordance with HKFRS 13, *Fair value measurement*. The levels are defined as follows:

Level 1 valuations: Fair value measured using only Level 1 inputs i.e. unadjusted quoted prices in active markets for identical assets or liabilities at the measurement date.

Level 2 valuations: Fair value measured using Level 2 inputs i.e. observable inputs which fail to meet Level 1, and not using significant unobservable inputs. Unobservable inputs are inputs for which market data are not available.

Level 3 valuations: Fair value measured using significant unobservable inputs.

The Group’s completed investment properties measured at HK\$5,099 million (2022: HK\$5,005 million) represent the retail properties located in Hong Kong, were classified as Level 3 under the fair value hierarchy in accordance with HKFRS 13.

None of the Group’s investment properties measured at fair value are categorised as Level 1 and Level 2 input.

During the years ended 31 December 2023 and 2022, there were no transfers among Level 1, Level 2, or transfers into or out of Level 3.

The Group’s policy is to recognise transfers between levels of fair value hierarchy as at the end of the reporting period in which they occur.

# NOTES TO THE FINANCIAL STATEMENTS

## Valuation processes

The Group reviews the valuations performed by the independent valuers for financial reporting purposes by verifying all major inputs and assessing the reasonableness of property valuations. A valuation report with an analysis of changes in fair value measurement is prepared at each interim and annual reporting date, and is reviewed and approved by the senior management.

## Valuation methodologies

The valuation of completed retail properties in Hong Kong were based on income capitalisation approach which capitalised the net income of the properties and taking into account the significant adjustment on term yield to account for the risk upon reversion and the estimation in vacancy rate after expiry of current lease.

## Level 3 valuation methodologies

The significant unobservable inputs was capitalisation rate at 5.0% (2022: 5.0%). The fair value measurement of investment properties is negatively correlated to the capitalisation rate.

- (e) The Group leases out its investment properties under operating leases, which generally run for an initial period of two to eleven years. Lease payments may be varied periodically to reflect market rentals and may contain variable lease payment which is based on various percentages of tenants' sales receipts.
- (f) The Group's total future undiscounted lease income receivable under non-cancellable operating leases as follows:

	2023 HK\$ Million	2022 HK\$ Million
Within 1 year	237	242
After 1 year but within 2 years	230	245
After 2 years but within 3 years	215	216
After 3 years but within 4 years	56	200
After 4 years but within 5 years	–	56
	<b>738</b>	959

# NOTES TO THE FINANCIAL STATEMENTS

## 8. HOTEL PROPERTIES, PLANT AND EQUIPMENT

	Hotel properties HK\$ Million	Others HK\$ Million	Total HK\$ Million
<b>(a) Cost</b>			
At 1 January 2022	9,865	677	10,542
Exchange adjustment	(162)	(5)	(167)
Additions	–	6	6
Disposals	–	(3)	(3)
Reclassification	(1,085)	(1)	(1,086)
At 31 December 2022 and 1 January 2023	<b>8,618</b>	<b>674</b>	<b>9,292</b>
Exchange adjustment	<b>(9)</b>	<b>(1)</b>	<b>(10)</b>
Additions	–	<b>25</b>	<b>25</b>
Disposals	–	<b>(2)</b>	<b>(2)</b>
Reclassification	<b>1,070</b>	<b>1</b>	<b>1,071</b>
At 31 December 2023	<b>9,679</b>	<b>697</b>	<b>10,376</b>
<b>Accumulated depreciation and impairment</b>			
At 1 January 2022	2,695	562	3,257
Exchange adjustment	(68)	(3)	(71)
Charge for the year	192	36	228
Written back on disposals	–	(3)	(3)
Reclassification	(773)	(1)	(774)
At 31 December 2022 and 1 January 2023	<b>2,046</b>	<b>591</b>	<b>2,637</b>
Exchange adjustment	<b>(1)</b>	–	<b>(1)</b>
Charge for the year	<b>190</b>	<b>24</b>	<b>214</b>
Written back on disposals	–	<b>(2)</b>	<b>(2)</b>
Reclassification	<b>763</b>	<b>1</b>	<b>764</b>
At 31 December 2023	<b>2,998</b>	<b>614</b>	<b>3,612</b>
<b>Net book value</b>			
At 31 December 2023	<b>6,681</b>	<b>83</b>	<b>6,764</b>
At 31 December 2022	6,572	83	6,655



# NOTES TO THE FINANCIAL STATEMENTS

## (b) Tenure of title to properties

	Hotel properties	
	2023 HK\$ Million	2022 HK\$ Million
Held in Hong Kong		
Long term leases	22	22
Medium term leases	5,713	5,856
Held outside Hong Kong		
Medium term leases	946	694
	<b>6,681</b>	6,572

## (c) Impairment of hotel properties, plant and equipment

The value of hotel properties, plant and equipment is assessed at the end of each reporting period for indications of impairment with reference to valuations undertaken by external valuer and internally. Such valuations assess the recoverable amount of each asset being the higher of its value in use or its fair value less costs of disposal.

## 9. INTEREST IN AN ASSOCIATE

	2023 HK\$ Million	2022 HK\$ Million
Share of net assets	591	769
Amount due from an associate	–	46
	<b>591</b>	815
Amount due to an associate (Note 16)	<b>(14)</b>	–

Details of the associate at 31 December 2023 are shown on page 116.

- (a) Interest in an associate at 31 December 2023 and 2022 represents the Group's 27%-interest in a limited liability company, 上海萬九綠合置業有限公司, established for development property in Shanghai in Mainland China.
- (b) Amount due from an associate is unsecured, interest free, has no fixed terms of repayment and not expected to be recoverable within twelve months from the end of the reporting period. The amount is neither past due nor impaired.
- (c) The amount due to an associate is unsecured, interest free and repayable on demand.
- (d) The associate is an unlisted corporate entity whose quoted market price is not available and is accounted for using the equity method in the consolidated financial statements.

## NOTES TO THE FINANCIAL STATEMENTS

- (e) Summarised financial information of 上海萬九綠合置業有限公司, adjusted for any differences in accounting policies, and reconciled to the carrying amounts in the consolidated financial statements, are disclosed below:

	2023 HK\$ Million	2022 HK\$ Million
<b>Summarised statement of financial position</b>		
<b>Non-current assets</b>	<b>1</b>	3
Cash and cash equivalents	1,495	1,535
Other current assets	6,028	7,052
<b>Total current assets</b>	<b>7,523</b>	8,587
Trade and other payables	(702)	(745)
Other current liabilities	(1,150)	(2,065)
<b>Total current liabilities</b>	<b>(1,852)</b>	(2,810)
<b>Non-current liabilities</b>	<b>(3,484)</b>	(2,933)
<b>Net assets</b>	<b>2,188</b>	2,847
<b>Summarised statement of comprehensive income</b>		
Revenue	1,988	–
Interest income	4	–
Loss from continuing operations (Note)	(187)	(6)
Income tax expenses	(436)	(248)
Post-tax loss from continuing operations	(623)	(254)
Other comprehensive income	(36)	(277)
Total comprehensive income	(659)	(531)
<b>Reconciled to the Group's interest in the associate</b>		
Gross amounts of net assets of the associate	2,188	2,847
Group's effective interest	27%	27%
Group's share of net assets of the associate	591	769
Carrying amount in the consolidated financial statements	591	769

Note: During the year ended 31 December 2023, an attributable provision of HK\$303 million (2022: HK\$Nil) was made for the properties under development for sale.

# NOTES TO THE FINANCIAL STATEMENTS

## 10. INTEREST IN JOINT VENTURES

	2023 HK\$ Million	2022 HK\$ Million
Share of net assets	10	20

Details of the joint venture at 31 December 2023 are shown on page 116.

- (a) The Group's interest in joint ventures at 31 December 2023 and 2022 mainly represents its 55%-interest in a limited liability company, Speedy Champ Investments Limited ("Speedy Champ"), established for development property in Chongqing in Mainland China. Notwithstanding the Group's contribution of 55% of the registered capital, as the Group and the joint venture partner contractually agree to share control of Speedy Champ and have rights to the net assets of Speedy Champ, the Group accounts for its investment as a joint venture. In 2023, 重慶豐盈房地產開發有限公司, the subsidiary of Speedy Champ, declared its voluntary winding up and completed the process.
- (b) The joint ventures are unlisted corporate entities whose quoted market price is not available. All of the joint ventures are accounted for using the equity method in the consolidated financial statements.
- (c) No joint venture is individually material to the Group. Aggregate information of the joint ventures is summarised below:

	2023 HK\$ Million	2022 HK\$ Million
Aggregate carrying amount of individually immaterial joint ventures in the consolidated financial statements	10	20
Aggregate amounts of the Group's share of those joint ventures		
– Profit from continuing operations	–	–
– Other comprehensive income	(1)	(4)
Total comprehensive income	(1)	(4)

# NOTES TO THE FINANCIAL STATEMENTS

## 11. EQUITY INVESTMENTS

	2023 HK\$ Million	2022 HK\$ Million
Listed investments stated at fair value		
– in Hong Kong	1,735	2,151
– overseas	787	1,041
	<b>2,522</b>	3,192

(a) Equity investments are designated as financial assets at fair value through other comprehensive income as they are not held for trading but for long term purposes, the Group has irrevocably elected them at initial recognition to recognise these investments in this category. It mainly represent a portfolio of blue chips including property counters with reasonable dividend return that in line with relevant market and each investment within the portfolio is individually immaterial to the Group's total assets.

(b) Analysed by industry sector as follows:

	2023 HK\$ Million	2022 HK\$ Million
Properties	2,118	2,677
Others	404	515
Total	<b>2,522</b>	3,192

## 12. PROPERTIES FOR SALE

	2023 HK\$ Million	2022 HK\$ Million
Completed properties for sale	1,118	1,793

As 31 December 2023, the carrying value of leasehold land included in completed properties for sale is summarised as follows:

	2023 HK\$ Million	2022 HK\$ Million
Held outside Hong Kong		
– Medium term leases	70	75
– Long term leases	22	38
	<b>92</b>	113

# NOTES TO THE FINANCIAL STATEMENTS

## 13. TRADE AND OTHER RECEIVABLES

### (a) Ageing analysis

Included in this item are trade receivables (net of loss allowance) with an ageing analysis based on invoice date as at 31 December 2023 as follows:

	2023 HK\$ Million	2022 HK\$ Million
Trade receivables		
0 – 30 days	30	15
31 – 60 days	2	2
Over 60 days	3	3
Prepayments	35	20
Other receivables	33	37
Amounts due from fellow subsidiaries	7	8
	68	76
<b>Group total</b>	<b>143</b>	141

The Group has established credit policies for each of its core businesses. The general credit terms allowed range from 0 to 60 days, except for sale of properties from which the proceeds are receivable pursuant to the terms of the agreements. The amounts due from fellow subsidiaries are unsecured, interest free and recoverable on demand. All the trade and other receivables are expected to be recoverable within one year.

The amount of the Group's prepayments expected to be recognised as expense after more than one year is HK\$1 million (2022: HK\$6 million).

### (b) Impairment of trade receivables

Impairment losses in respect of trade receivables are recorded using an allowance account based on expected credit losses. Given the Group has not experienced any significant credit losses in the past and holds sufficient rental deposits from tenants to cover the potential exposure to credit risk, the allowance for expected credit losses is therefore insignificant.

## NOTES TO THE FINANCIAL STATEMENTS

### 14. NON-CURRENT ASSETS CLASSIFIED AS HELD FOR SALE/LIABILITIES DIRECTLY ASSOCIATED WITH THE NON-CURRENT ASSETS CLASSIFIED AS HELD FOR SALE

On 18 February 2022, the Group entered into an equity transfer agreement (the “Agreement”) to dispose of the entire equity interest in 九龍倉（常州）置業有限公司, owner of the hotel property previously known as MP Changzhou. Accordingly, the hotel property is presented as an non-current assets classified as held for sale within hotel segment. On 18 May 2022, 21 June 2022, 11 July 2022 and 2 August 2022, the Group made four consecutive supplemental announcements in relation to the multiple defaults in settlement of payment instalments by the purchaser and the termination of the Agreement. At 31 December 2023, management has conducted assessment based on prevailing accounting standards and ceased to classify the disposal group as held for sale. MP Changzhou has been reclassified as hotel properties (Note 8).

At 31 December 2022, the disposal group classified as held for sale was stated at lower of carrying amount and fair value less costs to sell and comprised the following assets and liabilities.

	2023 HK\$ Million	2022 HK\$ Million
Hotel properties, plant and equipment	–	312
Other receivables	–	3
Bank deposits and cash	–	7
<b>Non-current assets classified as held for sale</b>	<b>–</b>	<b>322</b>
	2023 HK\$ Million	2022 HK\$ Million
Other payables and provisions	–	9
<b>Liabilities directly associated with the non-current assets classified as held for sale</b>	<b>–</b>	<b>9</b>

# NOTES TO THE FINANCIAL STATEMENTS

## 15. BANK DEPOSITS AND CASH

Bank deposits and cash as at 31 December 2023 include HK\$346 million equivalent (2022: HK\$570 million) placed with banks in Mainland China, the remittance of which are subject to relevant rules and regulations of foreign exchange control promulgated by the PRC government.

At 31 December 2023, there were no (2022: HK\$Nil) bank deposits and cash included bank deposits which are solely for certain designated development property projects in Mainland China.

The effective interest rate on bank deposit was 1.4% (2022: 1.3%) per annum.

Bank deposits and cash are denominated in the following currencies:

	2023 HK\$ Million	2022 HK\$ Million
HKD	32	65
United States dollar ("USD")	5	5
RMB	344	564
	<b>381</b>	634

## 16. TRADE AND OTHER PAYABLES

Included in this item are trade payables with an ageing analysis based on invoice date as at 31 December 2023 as follows:

	2023 HK\$ Million	2022 HK\$ Million
Trade payables		
0 – 30 days	28	21
31 – 60 days	6	5
61 – 90 days	2	1
	<b>36</b>	27
Other payables and provisions	385	406
Construction costs payable	930	1,230
Amounts due to fellow subsidiaries	10	5
Amount due to an associate (Note 9)	14	–
<b>Group total</b>	<b>1,375</b>	1,668

The amounts due to fellow subsidiaries are unsecured, interest free and repayable on demand.

## NOTES TO THE FINANCIAL STATEMENTS

Included in the above other payables and provisions and construction costs payable, are amounts of HK\$67 million (2022: HK\$68 million) which are expected to be settled after one year. The Group considers the effect of discounting these would be immaterial. All of the other trade and other payables are expected to be settled or recognised as income within one year or are repayable on demand.

In addition, included in the above other payables and provisions, amounts of HK\$24 million (2022: HK\$22 million) represents non-refundable guest deposits and recognised as contract liability. The balance is expected to be recognised within 1 year.

### 17. PRE-SALE DEPOSITS AND PROCEEDS

The Group receives contract value as a deposit from customers when they sign the sale and purchase agreement. This deposit is recognised as a contract liability as “Pre-sale Deposits and Proceeds” until the properties are completed and legally assigned to or accepted by the customer. The rest of the consideration is typically paid when legal assignment is completed.

#### Movements in pre-sale deposits and proceeds

	2023 HK\$ Million	2022 HK\$ Million
<b>At 1 January</b>	<b>222</b>	244
Exchange adjustment	(3)	(21)
Decrease in pre-sale deposits and proceeds as a result of recognising revenue during the year	(235)	(193)
Increase in pre-sale deposits and proceeds as a result of receiving sales deposits	94	192
<b>At 31 December</b>	<b>78</b>	222

There were no (2022: HK\$Nil) pre-sale deposits and proceeds received in respect of Mainland China based properties are expected to be recognised as revenue in the consolidated income statement after more than one year.

As at 31 December 2023, the aggregated amount of the transaction price allocated to the remaining performance obligations under the Group’s existing contracts is HK\$110 million (2022: HK\$214 million). This amount represents revenue expected to be recognised in the future from pre-completion sales contracts for properties entered into by the customers with the Group. This amount includes the interest component of pre-completion properties sales contracts under which the Group obtains significant financing benefits from the customers. The Group will recognise the expected revenue in future when the properties are assigned to the customers, which is expected to occur over the next 12 months.



# NOTES TO THE FINANCIAL STATEMENTS

## 18. BANK LOANS

	2023 HK\$ Million	2022 HK\$ Million
<b>Bank loans (secured)</b>		
Due within 1 year or on demand	22	17
Due after more than 1 year but not exceeding 2 years	33	22
Due after more than 2 years but not exceeding 5 years	160	113
Due after more than 5 years	111	196
	<b>326</b>	348
<b>Bank loans (unsecured)</b>		
Due within 1 year or on demand	–	500
Due after more than 1 year but not exceeding 2 years	200	–
Due after more than 2 years but not exceeding 5 years	–	250
	<b>200</b>	750
<b>Total</b>	<b>526</b>	1,098

### Analysis of maturities of the above borrowings:

	2023 HK\$ Million	2022 HK\$ Million
<b>Current borrowings</b>		
Due within 1 year or on demand	22	517
<b>Non-current borrowings</b>		
Due after more than 1 year but not exceeding 2 years	233	22
Due after more than 2 years but not exceeding 5 years	160	363
Due after more than 5 years	111	196
	<b>504</b>	581
<b>Total</b>	<b>526</b>	1,098

(a) The Group's borrowings are considered by the management to be denominated in the following currencies:

	2023 HK\$ Million	2022 HK\$ Million
HKD	200	750
RMB	326	348
	<b>526</b>	1,098

## NOTES TO THE FINANCIAL STATEMENTS

- (b) All the interest bearing borrowings are carried at amortised cost. None of the non-current interest bearing borrowings is expected to be settled within one year.
- (c) As at 31 December 2023, banking facilities of the Group in the amount of HK\$524 million (2022: HK\$549 million) are secured by hotel and development properties in the Mainland China of RMB1,287 million (equivalent to HK\$1,420 million) (2022: RMB1,318 million (equivalent to HK\$1,476 million)).
- (d) Certain of the above borrowings are attached with financial covenants which require that at any time, the Group's consolidated tangible net worth is not less than and the ratio of borrowings to consolidated tangible net worth is not more than certain required levels. During the year under review, all these covenants have been complied with by the Group.

### 19. DEFERRED TAXATION

- (a) Net deferred tax liabilities recognised in the consolidated statement of financial position:

	2023 HK\$ Million	2022 HK\$ Million
Deferred tax liabilities	273	326
Deferred tax assets	(225)	(226)
Net deferred tax liabilities	48	100

The components of net deferred tax liabilities and the movements during the year are as follows:

	Depreciation allowances in excess of the related depreciation HK\$ Million	Withholding tax in relation to dividend distribution HK\$ Million	Deferred tax on unpaid tax HK\$ Million	Future benefit of tax losses HK\$ Million	Others HK\$ Million	Total HK\$ Million
At 1 January 2022	88	327	(249)	(65)	3	104
Charged/(credited) to the consolidated income statement	–	(19)	2	–	–	(17)
Exchange adjustment	–	(8)	21	–	–	13
At 31 December 2022 and 1 January 2023	88	300	(226)	(65)	3	100
Charged/(credited) to the consolidated income statement	1	(49)	(3)	–	–	(51)
Exchange adjustment	–	(4)	3	–	–	(1)
At 31 December 2023	89	247	(226)	(65)	3	48

## NOTES TO THE FINANCIAL STATEMENTS

### (b) Deferred tax assets not recognised

Deferred tax assets have not been recognised in respect of the following items:

	2023		2022	
	Deductible temporary differences/ tax losses HK\$ Million	Deferred tax assets HK\$ Million	Deductible temporary differences/ tax losses HK\$ Million	Deferred tax assets HK\$ Million
Deductible temporary differences	2,291	515	1,818	397
Future benefit of tax losses				
– Hong Kong	747	123	676	111
– Mainland China	156	39	123	31
	903	162	799	142
	3,194	677	2,617	539

- (c) The Group has not recognised the deferred tax assets attributable to the future benefit of tax losses sustained in the operations of certain subsidiaries as the availability of future taxable profits against which the assets can be utilised is uncertain at 31 December 2023. The tax losses arising from Hong Kong operations do not expire under current tax legislation. The tax losses arising from Mainland China operations can be carried forward to offset against taxable profits of subsequent years for up to five years from the year in which they arose.

## 20. FINANCIAL RISK MANAGEMENT AND FAIR VALUES

The Group is exposed to financial risks related to interest rate, foreign currency, equity price, liquidity and credit in the normal course of business. To manage some of these risks, the Group Finance Committee develops, maintains and monitors the Group's financial policies designed to facilitate cost efficient funding to the Group and to mitigate the impact of fluctuations in interest rates and exchange rates. The financial management policies are implemented by the Group's Treasury department, which operates as a centralised service unit in close co-operation with the Group's operating units for managing the day-to-day treasury functions and financial risks and for providing cost efficient funding to the Group.

The Group uses derivatives, principally forward foreign exchange contracts, as deemed appropriate, for financing and hedging transactions and for managing risks associated with the Group's assets and liabilities. It is the Group's policy not to enter into derivative transactions and invest in financial products with significant underlying leverage which are commercially speculative.

# NOTES TO THE FINANCIAL STATEMENTS

## (a) Interest rate risk

The Group's main exposure to interest rate risk relates principally to the Group's borrowings. Borrowings at variable rates expose the Group to cash flow interest rate risk. The Group manages its interest rate risk exposures in accordance with defined policies and reviews this exposure with a focus on reducing the Group's overall cost of funding as well as maintaining the floating/fixed rate mix appropriate to its current business portfolio.

As at 31 December 2023, all the Group's borrowings were at floating rate and the interest rate was approximately 4.6% (2022: 3.0%) per annum.

Based on a sensitivity analysis performed on 31 December 2023, it was estimated that a general increase/decrease of 1% (2022: 1%) in interest rates, with all other variables held constant, would have increased/decreased the Group's post-tax loss and decreased/increased total equity by approximately HK\$1 million (2022: HK\$4 million). This takes into account the effect of interest bearing bank deposits.

The sensitivity analysis above indicates the instantaneous change in the Group's post-tax loss and total equity that would arise assuming that the change in interest rates had occurred at the end of the reporting period and is estimated as an annualised impact on interest expense or income of such a change in interest rates. The analysis is performed on the same basis for 2022.

## (b) Foreign currency risk

The Group owns assets and conducts its businesses both in Hong Kong and Mainland China, with its cash flows denominated substantially in HKD and RMB which exposes the Group to foreign currency risk with respect to RMB related to its property development in Mainland China. Anticipated foreign exchange payments relate primarily to RMB capital expenditure.

Where appropriate or available in a cost-efficient manner, the Group may enter into forward foreign exchange contracts to manage its foreign currency risk arising from the anticipated transactions denominated in currencies other than its entities' functional currencies.

The Group's borrowings are predominantly denominated in the functional currency of the entity taking out the borrowings. In the case of group companies whose functional currencies are in HKD, their borrowings will be either in HKD or RMB. For managing the overall financing costs of existing and future capital requirements for the projects in Mainland China and Hong Kong, the Group has adopted a diversified funding approach and has entered into certain forward foreign exchange contracts. Based on prevailing accounting standards, the forward foreign exchange contracts are marked to market with the valuation movement recognised in the consolidated income statement.

## NOTES TO THE FINANCIAL STATEMENTS

The following table details the Group's exposure at the end of the reporting period to currency risk arising from recognised assets/(liabilities) denominated in a currency other than the functional currency of the Group's entities to which they relate. Differences resulting from the translation of the financial statements of foreign operations into the Group's presentation currency and exposure arising from inter-company balances which are considered to be in the nature of investment in a subsidiary are excluded.

	USD Million	RMB Million
<b>At 31 December 2023</b>		
Equity investments	101	–
Inter-company balances	–	66
Gross exposure arising from recognised assets and liabilities/ Overall net exposure	101	66
<b>At 31 December 2022</b>		
Equity investments	133	–
Bank deposits and cash	1	–
Inter-company balances	–	66
Gross exposure arising from recognised assets and liabilities/ Overall net exposure	134	66

In addition, at 31 December 2023, the PRC subsidiaries of the Group with RMB as their functional currency are exposed to foreign currency risk with respect to HKD/USD by holding HKD/USD denominated bank deposits and cash in the amount of HK\$5 million (2022: HK\$6 million).

Based on the sensitivity analysis performed on 31 December 2023, it was estimated that the impact on the Group's post-tax loss and total equity would not be material in response to possible changes in the foreign exchange rates of foreign currencies to which the Group is exposed.

It is further analysed that the sensitivity on the translation of the Mainland operations from 1% increase/decrease of exchange rate of RMB against HKD, the Group's total equity would have increased/decreased by HK\$11 million (2022: HK\$17 million).

### (c) Equity price risk

The Group is exposed to equity price changes arising from equity investments.

Listed investments have been chosen for their long term growth potential and returns and are monitored regularly for performance. Given that the volatility of the stock markets may not have a direct correlation with the Group's investment portfolio, it is impractical to determine the impact that the changes in stock market indices would have on the Group's portfolio of equity investments.

Based on the sensitivity analysis performed on 31 December 2023, it is estimated that a 5% (2022: 5%) increase/decrease in the market value of the Group's equity investments, with all other variables held constant, would not have affected the Group's post-tax loss but would have increased/decreased the Group's total equity by HK\$126 million (2022: HK\$160 million). The analysis is performed on the same basis as for 2022.

## NOTES TO THE FINANCIAL STATEMENTS

### (d) Liquidity risk

The Group adopts a prudent liquidity risk management policy, maintaining sufficient reserves of cash and readily realisable marketable securities and adequate committed lines of funding with staggered maturities to reduce refinancing risk in any year from major financial institutions and to maintain flexibility for meeting its liquidity requirements in the short and longer term. The Group's cash management is substantially centralised within the Group Treasury department, which regularly monitors the current and expected liquidity requirements and its compliance with lending covenants.

The following tables detail the remaining contractual maturities at the end of the reporting period of the Group's derivative and non-derivative financial liabilities, which are based on contractual undiscounted cash flows (including interest payments computed using contractual rates or, if floating, based on rates at the end of the reporting period and carried at exchange rate prevailing at the end of the reporting period) and the earliest date the Group can be required to pay:

	Carrying amount HK\$ Million	Total HK\$ Million	Contractual undiscounted cash flow			
			Within 1 year or on demand HK\$ Million	More than 1 year but less than 2 years HK\$ Million	More than 2 years but less than 5 years HK\$ Million	More than 5 years HK\$ Million
<b>At 31 December 2023</b>						
Bank loans	(526)	(687)	(46)	(249)	(193)	(199)
Trade and other payables	(1,375)	(1,375)	(1,308)	(2)	(8)	(57)
	<b>(1,901)</b>	<b>(2,062)</b>	<b>(1,354)</b>	<b>(251)</b>	<b>(201)</b>	<b>(256)</b>
<b>At 31 December 2022</b>						
Bank loans	(1,098)	(1,347)	(557)	(48)	(408)	(334)
Trade and other payables	(1,668)	(1,668)	(1,600)	(2)	(9)	(57)
	<b>(2,766)</b>	<b>(3,015)</b>	<b>(2,157)</b>	<b>(50)</b>	<b>(417)</b>	<b>(391)</b>

The Company is exposed to liquidity risk that arises from financial guarantees given by the Company on behalf of subsidiaries. The guarantees are callable if the respective subsidiary is unable to meet its obligation and the maximum amount callable as at 31 December 2023 was HK\$1,000 million (2022: HK\$2,050 million).

### (e) Credit risk

Credit risk refers to the risk that a counterparty will default on its contractual obligations resulting in a financial loss to the Group. The Group's credit risk is primarily attributable to rental, trade and other receivables, cash and cash equivalents and over-the-counter derivative financial instruments. The exposures to these credit risks are closely monitored on an ongoing basis by established credit policies and procedures in each of the Group's core businesses. In respect of rental receivables, sufficient rental deposits from tenants are held to cover potential exposure to credit risk. Further, evaluations are made for the customers with reference to their repayment history and financial strength, as well as the economic environment in which the customer operates.

The Group measures loss allowance for trade receivables from customers in accordance with accounting policy (G)(i). The allowance for expected credit losses is insignificant.

## NOTES TO THE FINANCIAL STATEMENTS

Cash at bank, deposits placed with financial institutions, and investments and transactions involving derivative financial instruments are with counter parties with sound credit ratings to minimise credit risk exposure.

The Group has no significant concentrations of credit risk. The maximum exposure to credit risk is represented by the carrying amount of each financial asset in the consolidated statement of financial position. Except for the financial guarantees given by the Company as set out in Note 24, the Group does not provide any other guarantee which would expose the Group or the Company to material credit risk.

### (f) Fair values of assets and liabilities

#### (i) Assets and liabilities carried at fair value

The following table presents the fair value of the Group's financial instruments measured at the end of the reporting period on a recurring basis, categorised into the three-level fair value hierarchy as defined in HKFRS 13. The level into which a fair value measurement is classified is determined with reference to the observability and significance of the inputs used in the valuation technique as defined in Note 7(d).

##### *Financial instruments carried at fair value*

The fair value measurement information for financial instruments as at 31 December 2023 and 2022 in accordance with HKFRS 13 is given below:

	2023 HK\$ Million	2022 HK\$ Million
<b>Level 1 Assets</b>		
Equity investments:		
– Listed investments	2,522	3,192

During the years ended 31 December 2023 and 2022, there were no transfers of instruments between Level 1 and Level 2, or transfer into or out of Level 3.

The Group's policy is to recognise transfers into and out of fair value hierarchy levels as at the end of reporting period in which they occur.

Equity investments in Level 1 are stated at quoted market prices.

The fair value of bank loans and other borrowings is estimated as the present value of future cash flows, discounted at current market interest rates for similar financial instruments.

## NOTES TO THE FINANCIAL STATEMENTS

### (ii) Assets and liabilities carried at other than fair value

The fair values of receivables, bank balances and other current assets, payables and accruals, current borrowings, and provisions are assumed to approximate their carrying amounts due to the short-term maturities of these assets and liabilities.

All financial instruments carried at cost or amortised cost are carried at amounts not materially different from their fair values as at 31 December 2023 and 2022. Amounts due from/(to) fellow subsidiaries and related parties are unsecured, interest free and have no fixed repayment terms. Given these terms it is not meaningful to disclose fair values.

### (g) Capital management

The Group's primary objective when managing capital is to safeguard the Group's ability to continue as a going concern, to meet its financial obligations and continue to provide returns for shareholders and benefits for other stakeholders, by pricing products and services commensurately with the level of risk and by securing access to finance at a reasonable cost.

The Group actively and regularly reviews and manages its capital structure to maintain a balance between the higher shareholders' returns that might be possible with higher levels of borrowings and the advantages and security afforded by a sound capital position, and makes adjustments to the capital structure in light of changes in the Group's business portfolio and economic conditions.

The Group monitors its capital structure by reviewing its net debt-to-equity ratio and cash flow requirements, taking into account its future financial obligations and commitments. For this purpose, the Group defines net debt as total loans less bank deposits and cash. Shareholders' equity comprises issued share capital and reserves attributable to equity shareholders of the Company. Total equity comprises shareholders' equity and non-controlling interests.

The net debt-to-equity ratio as at 31 December 2023 and 2022 were as follows:

	<b>2023</b>	2022
	<b>HK\$ Million</b>	HK\$ Million
Bank loans (Note 18)	<b>526</b>	1,098
Less: Bank deposits and cash (Note 15)	<b>(381)</b>	(634)
Net debt	<b>145</b>	464
Shareholders' equity	<b>14,329</b>	15,128
Total equity	<b>14,438</b>	15,334
Net debt-to-shareholders' equity ratio	<b>1.0%</b>	3.1%
Net debt-to-total equity ratio	<b>1.0%</b>	3.0%

Neither the Company nor any of its subsidiaries are subject to externally imposed capital requirements, except for the requirement to comply with the financial covenants attached to the Group's borrowing as disclosed in Note 18(d).



# NOTES TO THE FINANCIAL STATEMENTS

## 21. CAPITAL AND RESERVES

### (a) Share capital

	<b>2023</b> No. of shares Million	2022 No. of shares Million	<b>2023</b> HK\$ Million	2022 HK\$ Million
Issued and fully paid ordinary shares At 1 January and 31 December	<b>709</b>	709	<b>3,641</b>	3,641

In accordance with section 135 of the Companies Ordinance, the ordinary shares of the Company do not have a par value. The holders of ordinary shares are entitled to receive dividends as declared from time to time and are entitled to one vote per share at meetings of the Company. All ordinary shares rank equally with regard to the Company's residual assets.

- (b) The Group's equity, apart from share capital and other statutory capital reserves, includes investments revaluation reserves for dealing with movement on revaluation of equity investments and the exchange reserve mainly comprises exchange differences arising from the translation of the financial statements of foreign operations in accordance with the accounting policy Note (N).

The revenue reserves for the Group at 31 December 2023 included HK\$127 million (2022: HK\$147 million) in respect of statutory reserves of the subsidiaries in Mainland China.

The reconciliation between the opening and closing balances of each component of the Group's consolidated equity is set out in the consolidated statement of changes in equity.

The Company's equity and the details of the changes in the individual components between the beginning and the end of the year are set out below:

	Share capital HK\$ Million	Revenue reserve HK\$ Million	Total equity HK\$ Million
<b>The Company</b>			
At 1 January 2022	3,641	2,094	5,735
Profit and total comprehensive income	–	104	104
At 31 December 2022 and 1 January 2023	<b>3,641</b>	<b>2,198</b>	<b>5,839</b>
Profit and total comprehensive income	–	7	7
At 31 December 2023	<b>3,641</b>	<b>2,205</b>	<b>5,846</b>

- (c) Reserves of the Company available for distribution to equity shareholders at 31 December 2023 amounted to HK\$2,205 million (2022: HK\$2,198 million).
- (d) No dividend was declared after the end of the reporting period (2022: HK\$ Nil).

# NOTES TO THE FINANCIAL STATEMENTS

## 22. COMPANY STATEMENT OF FINANCIAL POSITION

	Note	2023 HK\$ Million	2022 HK\$ Million
<b>Non-current asset</b>			
Interest in subsidiaries		9,886	9,884
<b>Total assets</b>		<b>9,886</b>	9,884
<b>Current liabilities</b>			
Trade and other payables		(2)	(2)
Amounts due to subsidiaries		(4,038)	(4,043)
		<b>(4,040)</b>	(4,045)
<b>Total liabilities</b>		<b>(4,040)</b>	(4,045)
<b>NET ASSETS</b>		<b>5,846</b>	5,839
<b>Capital and reserves</b>			
Share capital	21(a)	3,641	3,641
Reserves		2,205	2,198
<b>TOTAL EQUITY</b>		<b>5,846</b>	5,839

**Stephen T H Ng**  
Chairman

**Peter Z K Pao**  
Director

# NOTES TO THE FINANCIAL STATEMENTS

## 23. MATERIAL RELATED PARTY TRANSACTIONS

Material transactions between the Group and other related parties during the year ended 31 December 2023 are set out below:

- (a) There were in existence agreements with a subsidiary of The Wharf (Holdings) Limited (“Wharf”), being a related company of the Group, for the management, marketing, project management and technical services of the Group’s hotel operations. Total fees payable under this arrangement during the current year amounted to HK\$38 million (2022: HK\$15 million). Such transaction does not constitute a connected transaction under the Listing Rules.
- (b) There were in existence agreements with a subsidiary of Wharf and subsidiaries of Wharf Real Estate Investment Company Limited (“Wharf REIC”), being the parent company of the Group, for the property services in respect of the Group’s property projects. Total fees payable under this arrangement during the current year amounted to HK\$15 million (2022: HK\$15 million), of which HK\$6 million (2022: HK\$6 million) of such transaction constitutes a connected transaction as defined under the Listing Rules. The disclosure required by Chapter 14A of the Listing Rules are provided in Section (I) of the Directors’ Report.
- (c) There were in existence leasing agreements entered into between subsidiaries of Wharf and a subsidiary of the Group for leases, tenancies or licences in respect of certain areas situated on 5/F of MP Hong Kong and certain areas situated on 6/F of Suzhou International Finance Square. Total rental income under this arrangement during the current year amounted to HK\$4 million (2022: HK\$6 million). Such transaction does not constitute a connected transaction under the Listing Rules.
- (d) Remuneration for key management personnel of the Group, including amounts paid to the Directors of the Company is disclosed in Note 2(b).

In addition to the above transactions, details of the Group’s amounts due from and to related parties are disclosed in Notes 9, 13 and 16 respectively.

## 24. CONTINGENT LIABILITIES

As at 31 December 2023, there were contingent liabilities in respect of guarantees given by the Company on behalf of subsidiaries relating to bank overdrafts, short term loans and credit facilities up to HK\$1,030 million (2022: HK\$2,080 million).

As at 31 December 2023, there were guarantees of HK\$34 million (2022: HK\$11 million) provided by the Group to the banks in favour of their customers in respect of the mortgage loans provided by the banks to those customers for the purchase of the Group’s development properties. There were no (2022: HK\$Nil) mortgage loan guarantees provided by an associate of the Group to the banks in favour of their customers.

The Group and the Company have not recognised any deferred income of the above guarantees for subsidiaries, joint ventures and an associate as their fair value cannot be reliably measured and their transaction price was HK\$Nil (2022: HK\$Nil).

As at the end of the reporting period, the directors do not consider it is probable that a claim will be made against the Group and the Company under any of the guarantees.

# NOTES TO THE FINANCIAL STATEMENTS

## 25. COMMITMENTS

The Group's outstanding commitments as at 31 December 2023 are detailed as below:

	31 December 2023			31 December 2022		
	Committed HK\$ Million	Uncommitted HK\$ Million	Total HK\$ Million	Committed HK\$ Million	Uncommitted HK\$ Million	Total HK\$ Million
<b>Investment Properties</b>						
Hong Kong	8	1	9	10	1	11
<b>Hotels</b>						
Hong Kong	16	–	16	13	–	13
<b>Development Properties</b>						
Mainland China	231	336	567	377	426	803
<b>Total</b>						
Hong Kong	24	1	25	23	1	24
Mainland China	231	336	567	377	426	803
	<b>255</b>	<b>337</b>	<b>592</b>	<b>400</b>	<b>427</b>	<b>827</b>

The expenditure for development properties included attributable amounts for developments undertaken by joint ventures and an associate of HK\$567 million (2022: HK\$803 million) in Mainland China.

## 26. CHANGES IN ACCOUNTING POLICIES

The Hong Kong Institute of Certified Public Accountants (“HKICPA”) has issued a number of new and amended HKFRSs that are first effective for the current accounting year of the Group. Of these, the following developments are relevant to the Group's financial statements:

Amendments to HKAS 1 and HKFRS Practice Statement 2	Disclosure of accounting policies
Amendments to HKAS 8	Definition of accounting estimates
Amendments to HKAS 12	Deferred tax related to assets and liabilities arising from a single transaction
Amendments to HKAS 12	International tax reform – pillar two model rules
HKFRS 17	Insurance contracts

The Group has assessed the impact of the adoption of these developments and considered that there was no significant impact on the Group's results and financial position for the current and prior periods have been prepared or presented.

The Group has not adopted any new standard or interpretation that is not yet effective for the current accounting period.

In July 2023, the HKICPA published “Accounting implications of the abolition of the MPF-LSP offsetting mechanism in Hong Kong” that provides accounting guidance relating to the offsetting mechanism and the abolition of the mechanism effective from 1 May 2025. The abolition of the offsetting mechanism did not have a material impact on the Group's result and financial position.

# NOTES TO THE FINANCIAL STATEMENTS

## 27. FUTURE CHANGES IN ACCOUNTING POLICIES

Up to the date of issue of these financial statements, the HKICPA has issued a number of amended standards, which are not yet effective for the year ended 31 December 2023 and which have not been adopted in these financial statements. These include the following which may be relevant to the Group.

	<b>Effective for accounting periods beginning on or after</b>
Amendments to HKAS 1, Presentation of financial statements: Classification of liabilities as current or non-current	1 January 2024
Amendments to HKAS 1, Presentation of financial statements: Non-current liabilities with covenants	1 January 2024
Amendments to HKFRS 16, Leases: Lease liability in a sale and leaseback	1 January 2024
Amendments to HKAS 7, Statement of cash flows and HKFRS 7, Financial instruments: Disclosures: Supplier finance arrangements	1 January 2024
Amendments to HKAS 21, The effects of changes in foreign exchange rates: Lack of exchangeability	1 January 2025

The Group is in the process of making an assessment of what the impact of these developments is expected to be in the period of initial application. So far the Group has concluded that the adoption of them is unlikely to have a significant impact on the Group's consolidated financial statements.

## 28. PARENT COMPANY

At 31 December 2023, the Directors consider the parent company to be Wharf Real Estate Investment Company Limited (incorporated in the Cayman Islands with limited liability), which is listed in Hong Kong and produces financial statements available for public use.

## 29. APPROVAL OF FINANCIAL STATEMENTS

The financial statements were approved and authorised for issue by the Directors on 5 March 2024.

# MATERIAL ACCOUNTING POLICIES

## (A) STATEMENT OF COMPLIANCE

These financial statements have been prepared in accordance with all applicable Hong Kong Financial Reporting Standards (“HKFRSs”), which collective term includes all applicable individual HKFRSs, Hong Kong Accounting Standards (“HKASs”) and Interpretations issued by the Hong Kong Institute of Certified Public Accountants (“HKICPA”), accounting principles generally accepted in Hong Kong and the requirements of the Companies Ordinance. These financial statements also comply with the applicable disclosure provisions of the Rules Governing the Listing of Securities on The Stock Exchange of Hong Kong Limited. Material accounting policies adopted by the Group are set out below.

The HKICPA has issued certain amendments to HKFRSs that are first effective or available for early adoption for the current accounting period of the Group and the Company. Note 26 to the financial statements provides information on any changes in accounting policies resulting from initial application of these developments to the extent that they are relevant to the Group for the current and prior accounting periods reflected in these financial statements.

## (B) BASIS OF PREPARATION OF THE FINANCIAL STATEMENTS

The consolidated financial statements for the year ended 31 December 2023 comprise the Company and its subsidiaries (together referred to as the “Group”) and the Group’s interest in an associate and joint ventures.

The measurement basis used in the preparation of the financial statements is the historical cost basis except where stated otherwise in the accounting policies set out below.

The preparation of financial statements in conformity with HKFRSs requires management to make judgements, estimates and assumptions that affect the application of policies and reported amounts of assets, liabilities, income and expenses. The estimates and associated assumptions are based on historical experience and various other factors that are believed to be reasonable under the circumstances, the results of which form the basis of making the judgements about carrying values of assets and liabilities that are not readily apparent from other sources. Actual results may differ from these estimates.

The estimates and underlying assumptions are reviewed on an ongoing basis. Revisions to accounting estimates are recognised in the period in which the estimate is revised if the revision affects only that period, or in the period of the revision and future periods if the revision affects both current and future periods.

Judgements made by management in the application of HKFRSs that have significant effect on the financial statements and major sources of estimation uncertainty are discussed in Note (V).

# MATERIAL ACCOUNTING POLICIES

## (C) BASIS OF CONSOLIDATION

### (i) Subsidiaries and non-controlling interests

Subsidiaries are entities controlled by the Group. The Group controls an entity when it is exposed, or has rights, to variable returns from its involvement with the entity and has the ability to affect those returns through its power over the entity. When assessing whether the Group has power, only substantive rights (held by the Group and other parties) are considered.

An investment in a subsidiary is consolidated into the consolidated financial statements from the date that control commences until the date that control ceases. Intra-group balances, transactions and cash flows, and any unrealised profits arising from intra-group transactions, are eliminated in full in preparing the consolidated financial statements. Unrealised losses resulting from intra-group transactions are eliminated in the same way as unrealised gains, but only to the extent that there is no evidence of impairment.

Non-controlling interests represent the equity in a subsidiary not attributable directly or indirectly to the Company, and in respect of which the Group has not agreed any additional terms with the holders of those interests which would result in the Group as a whole having a contractual obligation in respect of those interests that meets the definition of a financial liability. For each business combination, the Group can elect to measure any non-controlling interests either at fair value or at the non-controlling interests' proportionate share of the subsidiary's net identifiable assets.

Non-controlling interests are presented in the consolidated statement of financial position within equity, separately from equity attributable to the equity shareholders of the Company. Non-controlling interests in the results of the Group are presented on the face of the consolidated income statement and the consolidated statement of comprehensive income as an allocation of the total profit or loss and total comprehensive income for the year between non-controlling interests and the equity shareholders of the Company. Loans from holders of non-controlling interests and other contractual obligations towards these holders are presented as financial liabilities in the consolidated statement of financial position in accordance with Note (F) depending on the nature of the liability.

Changes in the Group's interests in a subsidiary that do not result in a loss of control are accounted for as equity transactions, whereby adjustments are made to the amounts of controlling and non-controlling interests within consolidated equity to reflect the change in relative interests, but no adjustments are made to goodwill and no gain or loss is recognised.

When the Group loses control of a subsidiary, it is accounted for as a disposal of the entire interest in that subsidiary, with a resulting gain or loss being recognised in profit or loss. Any interest retained in that former subsidiary at the date when control is lost is recognised at fair value and this amount is regarded as the fair value on initial recognition of a financial asset (see Note (F)) or, when appropriate, the cost on initial recognition of an investment in an associate or a joint venture (see Note (C)(ii)).

In the Company's statement of financial position, an investment in a subsidiary is stated at cost less impairment losses (see Note (G)(ii)).

## MATERIAL ACCOUNTING POLICIES

### (ii) Associates and joint ventures

An associate is an entity in which the Group or Company has significant influence, but not control or joint control, over its management, including participation in the financial and operating policy decisions.

A joint venture is an arrangement whereby the Group or Company and other parties contractually agree to share control of the arrangement and have rights to the net assets of the arrangement.

An investment in an associate or a joint venture is accounted for in the consolidated financial statements under the equity method, unless it is classified as held for sale (or included in a disposal group that is classified as held for sale). Under the equity method, the investment is initially recorded at cost, adjusted for any excess of the Group's share of the acquisition-date fair values of the investee's identifiable net assets over the cost of the investment (if any). Thereafter, the investment is adjusted for the post acquisition change in the Group's share of the investee's net assets and any impairment loss relating to the investment (see Notes (C)(iii) and (G)(ii)). At each reporting date, the Group assesses whether there is any objective evidence that the investment is impaired. Any acquisition-date excess over cost, the Group's share of the post-acquisition, post-tax results of the investees and any impairment losses for the year are recognised in the consolidated income statement, whereas the Group's share of the post-acquisition post-tax items of the investee's other comprehensive income is recognised in the consolidated statement of comprehensive income. Adjustments are made on consolidation to the financial information of an associate and joint ventures where necessary to ensure consistency with the accounting policies adopted by the Group.

When the Group's share of losses exceeds its interest in the associate or joint ventures, the Group's interest is reduced to nil and recognition of further losses is discontinued except to the extent that the Group has incurred legal or constructive obligations or made payments on behalf of the investee. For this purpose, the Group's interest in the associate or joint ventures is the carrying amount of the investment under the equity method together with the Group's long-term interests that, in substance, form part of the Group's net investment in the associate or joint ventures after applying the ECL model to such other long-term interests where applicable (see Note (G)(i)).

Unrealised profits and losses resulting from transactions between the Group and its associate and joint ventures are eliminated to the extent of the Group's interest in the investee, except where unrealised losses provide evidence of an impairment of the asset transferred, in which case they are recognised immediately in the consolidated income statement.

If an investment in an associate becomes an investment in a joint venture or vice versa, the retained interest is not remeasured. Instead, the investment continues to be accounted for under the equity method.

In all other cases, when the Group ceases to have significant influence over an associate or joint control over a joint venture, it is accounted for as a disposal of the entire interest in that investee, with a resulting gain or loss being recognised in profit or loss. Any interest retained in that former investee at the date when significant influence or joint control is lost is recognised at fair value and this amount is regarded as the fair value on initial recognition of a financial asset (see Note (F)).

In the Company's statement of financial position, investments in an associate and joint ventures are stated at cost less impairment losses (see Note (G)(ii)).



## MATERIAL ACCOUNTING POLICIES

### (iii) Goodwill

Goodwill represents the excess of:

- (a) the aggregate of the fair value of the consideration transferred, the amount of any non-controlling interest in the acquiree and the fair value of the Group's previously held equity interest in the acquiree; over
- (b) the net fair value of the acquiree's identifiable assets and liabilities measured as at the acquisition date.

When (b) is greater than (a), then this excess is recognised immediately in profit or loss as a gain on a bargain purchase.

Goodwill is stated at cost less accumulated impairment losses. Goodwill arising on a business combination is allocated to each cash-generating unit, or groups of cash generating units, that is expected to benefit from the synergies of the combination and is tested annually for impairment (see Note (G)(ii)).

On disposal of a cash generating unit during the year, any attributable amount of purchased goodwill is included in the calculation of the profit or loss on disposal.

## (D) INVESTMENT PROPERTIES AND HOTEL PROPERTIES, PLANT AND EQUIPMENT

### (i) Investment properties

Investment properties are land and/or buildings which are owned or held under a leasehold interest (see Note (H)) to earn rental income and/or for capital appreciation. These include land held for a currently undetermined future use and properties that are being constructed or developed for future use as investment properties.

Investment properties are stated in the consolidated statement of financial position at fair value, unless they are still in the course of construction or development at the end of the reporting period and their fair value cannot be reliably measured at that time. Any gain or loss arising from a change in fair value or from the retirement or disposal of an investment property is recognised in the consolidated income statement. Rental income from investment properties is accounted for as described in Note (O)(ii).

### (ii) Hotel properties

Hotel properties are stated at cost less accumulated depreciation and impairment losses (see Note (G)(ii)).

### (iii) Other property, plant and equipment held for own use

Other property, plant and equipment held for own use is stated at cost less accumulated depreciation and impairment losses (see Note (G)(ii)).

- (iv) Gains or losses arising from the retirement or disposal of an item of property, plant and equipment are determined as the difference between the net disposal proceeds and the carrying amount of the asset and are recognised in the consolidated income statement on the date of retirement or disposal.

## MATERIAL ACCOUNTING POLICIES

### (E) DEPRECIATION OF HOTEL PROPERTIES, PLANT AND EQUIPMENT

Depreciation is calculated to write-off the cost of items of hotel properties, plant and equipment, less their estimated residual value, if any, using a straight line method over their estimated useful lives as follows:

#### (i) Investment properties

No depreciation is provided on investment properties.

#### (ii) Hotel properties

Depreciation is provided on the cost of the leasehold land of hotel properties over the unexpired period of the lease. Costs of buildings thereon are depreciated on a straight line basis over their estimated useful lives of not more than 50 years.

Depreciation on hotel properties under development commences when they are available for use.

#### (iii) Other property, plant and equipment held for own use

Depreciation is provided on a straight line basis over their estimated useful lives of these assets which vary from 5 to 10 years.

Where parts of an item of property, plant and equipment have different useful lives, the cost or valuation of the item is allocated on a reasonable basis between the parts and each part is depreciated separately. Both the useful life of an asset and its residual value, if any, are reviewed annually.

### (F) FINANCIAL INSTRUMENTS

Trade receivables and debt securities issued are initially recognised when they are originated. All other financial assets and financial liabilities are recognised in the consolidated statement of financial position when a Group entity becomes a party to the contractual provisions of the instrument.

A financial asset (unless it is a trade receivable without a significant financing component) or financial liability is initially measured at fair value plus or minus, for an item not at fair value through profit or loss ("FVTPL"), transaction costs that are directly attributable to its acquisition or issue. A trade receivable without a significant financing component is initially measured at the transaction price.

#### (i) Classification and measurement of financial assets

On initial recognition, a financial asset is classified as measured at: amortised cost; fair value through other comprehensive income ("FVTOCI") – debt investment; FVTOCI – equity investment; or fair value through profit or loss FVTPL.

## MATERIAL ACCOUNTING POLICIES

Financial assets are not reclassified subsequent to their initial recognition, except if and in the period the Group changes its business model for managing financial assets, in which case all affected financial assets are reclassified on the first day of the first reporting period following the change in the business model.

- (a) A financial asset is measured at amortised cost if it meets both of the following conditions and is not designated as at FVTPL:
  - the asset is held within a business model whose objective is to hold assets to collect contractual cash flows; and
  - the contractual terms of the financial asset give rise on specified dates to cash flows that are solely payments of principal and interest on the principal amount outstanding.
- (b) On initial recognition of an equity investment that is not held for trading, the Group may irrevocably elect to present subsequent changes in the investment's fair value in other comprehensive income ("OCI"). This election is made on an investment-by-investment basis.
- (c) All financial assets not classified as measured at amortised cost or FVTOCI as described above are measured at FVTPL. On initial recognition, the Group may irrevocably designate a financial asset that otherwise meets the requirements to be measured at amortised cost or at FVTOCI as at FVTPL if doing so eliminates or significantly reduces an accounting mismatch that would otherwise arise.

### **Investment in equity securities (other than investments in subsidiaries, an associate and joint ventures)**

The "equity investments" caption in the consolidated statement of financial position includes:

- Equity investment securities mandatorily measured at FVTPL or designated as at FVTPL; these are at fair value with changes recognised immediately in the consolidated income statement; and
- Equity investment securities designated as at FVTOCI.

Investments in equity securities are initially stated at fair value, which is their transaction price unless it is determined that the fair value at initial recognition differs from the transaction price and that fair value is evidenced by a quoted price in an active market for an identical asset or liability or based on a valuation technique that uses only data from observable markets.

The Group has designated all investments in equity instruments (listed or unlisted) that are not held for trading as at FVTOCI since the application of HKFRS 9.

## MATERIAL ACCOUNTING POLICIES

### **Financial assets: Business model assessment**

The Group makes an assessment of the objective of the business model in which a financial asset is held at a portfolio level because this best reflects the way the business is managed and information is provided to management. The information considered includes:

- the stated policies and objectives for the portfolio and the operation of those policies in practice. These include whether management’s strategy focuses on earning contractual interest income, maintaining a particular interest rate profile, matching the duration of the financial assets to the duration of any related liabilities or expected cash outflows or realising cash flows through the sale of the assets;
- how the performance of the portfolio is evaluated and reported to the Group’s management;
- the risks that affect the performance of the business model (and the financial assets held within that business model) and how those risks are managed;
- how managers of the business are compensated – e.g. whether compensation is based on the fair value of the assets managed or the contractual cash flows collected; and
- the frequency, volume and timing of sales of financial assets in prior periods, the reasons for such sales and expectations about future sales activity.

Transfers of financial assets to third parties in transactions that do not qualify for derecognition are not considered sales for this purpose, consistent with the Group’s continuing recognition of the assets.

Financial assets that are held for trading or are managed and whose performance is evaluated on a fair value basis are measured at FVTPL.

### **Financial assets: Assessment whether contractual cash flows are solely payments of principal and interest**

For the purposes of this assessment, “principal” is defined as the fair value of the financial asset on initial recognition. “Interest” is defined as consideration for the time value of money and for the credit risk associated with the principal amount outstanding during a particular period of time and for other basic lending risks and costs (e.g. liquidity risk and administrative costs), as well as a profit margin.

In assessing whether the contractual cash flows are solely payments of principal and interest, the Group considers the contractual terms of the instrument. This includes assessing whether the financial asset contains a contractual term that could change the timing or amount of contractual cash flows such that it would not meet this condition. In making this assessment, the Group considers:

- contingent events that would change the amount or timing of cash flows;
- terms that may adjust the contractual coupon rate, including variable rate features;
- prepayment and extension features; and
- terms that limit the Group’s claim to cash flows from specified assets (e.g. non-recourse features).

## MATERIAL ACCOUNTING POLICIES

A prepayment feature is consistent with the solely payments of principal and interest criterion if the prepayment amount substantially represents unpaid amounts of principal and interest on the principal amount outstanding, which may include reasonable additional compensation for early termination of the contract. Additionally, for a financial asset acquired at a discount or premium to its contractual par amount, a feature that permits or requires prepayment at an amount that substantially represents the contractual par amount plus accrued (but unpaid) contractual interest (which may also include reasonable additional compensation for early termination) is treated as consistent with this criterion if the fair value of the prepayment feature is insignificant at initial recognition.

### **Financial assets: Subsequent measurement and gains and losses**

Financial assets at FVTPL	These assets are subsequently measured at fair value. Net gains and losses, including any interest or dividend income, are recognised in the consolidated income statement.
Financial assets at amortised cost	These assets are subsequently measured at amortised cost using the effective interest method. The amortised cost is reduced by impairment losses. Interest income, foreign exchange gains and losses and impairment are recognised in the consolidated income statement. Any gain or loss on derecognition is recognised in the consolidated income statement.
Equity investments at FVTOCI	These assets are subsequently measured at fair value. Dividends are recognised as income in the consolidated income statement unless the dividend clearly represents a recovery of part of the cost of the investment. Other net gains and losses and impairment are recognised in OCI and are never reclassified to the consolidated income statement.

### **(ii) Derecognition of financial assets**

The Group derecognises a financial asset when the contractual rights to the cash flows from the financial asset expire, or it transfers the rights to receive the contractual cash flows in a transaction in which substantially all of the risks and rewards of ownership of the financial asset are transferred or in which the Group neither transfers nor retains substantially all of the risks and rewards of ownership and it does not retain control of the financial asset.

The Group enters into transactions whereby it transfers assets recognised on its consolidated statement of financial position, but retains either all or substantially all of the risks and rewards of the transferred assets. In such cases, the transferred assets are not derecognised.

In the case of equity investments, cumulative gains and losses recognised in OCI are never reclassified to the consolidated income statement but transferred to retained earnings on disposal of an investment.

### **(iii) Classification and measurement of financial liabilities**

Financial liabilities are classified as measured at amortised cost or FVTPL. A financial liability is classified as at FVTPL if it is classified as held-for-trading, it is a derivative or it is designated as such on initial recognition. Financial liabilities at FVTPL are measured at fair value and net gains and losses, including any interest expense, are recognised in the consolidated income statement. Other financial liabilities are subsequently measured at amortised cost using the effective interest method. Interest expense and foreign exchange gains and losses are recognised in the consolidated income statement. Any gain or loss on derecognition is also recognised in the consolidated income statement.

## MATERIAL ACCOUNTING POLICIES

### (iv) Derecognition of financial liabilities

The Group derecognises a financial liability when its contractual obligations are discharged or cancelled, or expire.

The Group also derecognises a financial liability when its terms are modified and the cash flows of the modified liability are substantially different. In this case, a new financial liability based on the modified terms is recognised at fair value. The difference between the carrying amount of the financial liability extinguished and the consideration paid (including any non-cash assets transferred or liabilities assumed) with modified terms is recognised in the consolidated income statement.

### (v) Offsetting

Financial assets and financial liabilities are offset and the net amount presented in the consolidated statement of financial position when, and only when, the Group currently has a legally enforceable right to set off the amounts and it intends either to settle them on a net basis or to realise the asset and settle the liability simultaneously.

Income and expenses are presented on a net basis only when permitted under HKFRS, or for gains and losses arising from a group of similar transactions such as in the Group's trading activity.

## (G) IMPAIRMENT OF ASSETS

### (i) Impairment of financial assets

The Group recognises loss allowances for expected credit loss ("ECL") on financial assets measured at amortised cost.

The Group measures loss allowances at an amount equal to lifetime ECL. For trade receivables, the Group applies the simplified approach to providing for expected credit losses prescribed by HKFRS 9, *Financial Instruments*, which requires the use of the lifetime expected loss provision for all trade receivables.

When determining whether the credit risk of a financial asset has increased significantly since initial recognition and when estimating ECLs, the Group considers reasonable and supportable information that is relevant and available without undue cost or effort. This includes both quantitative and qualitative information and analysis, based on the Group's historical experience and informed credit assessment and including forward-looking information.

Lifetime ECLs are the ECLs that result from all possible default events over the expected life of a financial instrument.

12-month ECLs are the portion of ECL that results from default events on a financial instrument that are possible within the 12 months after the reporting date (or a shorter period if the expected life of the instrument is less than 12 months).

In all cases, the maximum period considered when estimating ECLs is the maximum contractual period over which the Group is exposed to credit risk.

# MATERIAL ACCOUNTING POLICIES

## Measurement of ECLs

ECLs are a probability-weighted estimate of credit losses. Credit losses are measured as the present value of all cash shortfalls (i.e. the difference between the cash flows due to the entity in accordance with the contract and the cash flows that the Group expects to receive).

## Credit-impaired financial assets

At each reporting date, the Group assesses on a forward looking basis whether financial assets carried at amortised cost are credit-impaired. A financial asset is "credit-impaired" when one or more events that have a detrimental impact on the estimated future cash flows of the financial asset have occurred.

Evidence that a financial asset is credit-impaired includes the following observable data:

- significant financial difficulty of the borrower or issuer;
- a breach of contract such as a default or past due event;
- the restructuring of a loan or advance by the Group on terms that the Group would not consider otherwise;
- it is becoming probable that the borrower will enter bankruptcy or other financial reorganisation; or the disappearance of an active market for a security because of financial difficulties.

## Presentation of allowance for ECL in the consolidated statement of financial position

Loss allowances for financial assets measured at amortised cost are deducted from the gross carrying amount of the assets.

## Write-off

The gross carrying amount of a financial asset is written off (either partially or in full) to the extent that there is no realistic prospect of recovery. This is generally the case when the Group determines that the debtor does not have assets or sources of income that could generate sufficient cash flows to repay the amounts subject to the write-off. However, financial assets that are written off could still be subject to enforcement activities in order to comply with the Group's procedures for recovery of amounts due.

Subsequent recoveries of an asset that was previously written off are recognised as a reversal of impairment in profit or loss in the period in which the recovery occurs.

## (ii) Impairment of non-financial assets (including right-of-use assets)

The carrying amounts of non-financial assets other than properties carried at revalued amounts (including investments in subsidiaries in the Company's statement of financial position, investments in an associate and joint ventures accounted for under the equity method (see Note (C)(ii))) and deferred tax assets, are reviewed at the end of each reporting period to determine whether there is any indication of impairment. If any such indication exists, the recoverable amount is estimated.

## MATERIAL ACCOUNTING POLICIES

### – Calculation of recoverable amount

The recoverable amount of an asset is the greater of its fair value less costs of disposal and value in use. In assessing value in use, the estimated future cash flows are discounted to their present value using a pre-tax discount rate that reflects current market assessments of the time value of money and the risks specific to the asset. Where an asset does not generate cash inflows largely independent of those from other assets, the recoverable amount is determined for the smallest group of assets that generates cash inflows independently (i.e. a cash-generating unit). A portion of the carrying amount of a corporate asset is allocated to an individual cash-generating unit if the allocation can be done on a reasonable and consistent basis, or to the smallest group of cash-generating units if otherwise.

### – Recognition of impairment losses

An impairment loss is recognised as an expense in the consolidated income statement if the carrying amount of an asset, or the cash-generating unit to which it belongs, exceeds the recoverable amount. Impairment losses recognised in respect of cash-generating units are allocated first to reduce the carrying amount of any goodwill allocated to the cash-generating unit (or group of units) and then, to reduce the carrying amount of the other assets in the unit (or group of units) on a pro rata basis, except that the carrying value of an asset will not be reduced below its individual fair value less costs of disposal (if measurable), or value in use, if determinable.

### – Reversal of impairment losses

In respect of assets other than goodwill, an impairment loss is reversed if there has been a favourable change in the estimates used to determine the recoverable amount. An impairment loss in respect of goodwill is not reversed (including those provided during the interim financial reporting).

A reversal of impairment losses is limited to the asset's carrying amount that would have been determined had no impairment loss been recognised in prior years. Reversals of impairment losses are credited to the consolidated income statement in the year in which the reversals are recognised.

### – Interim financial reporting and impairment

Under the Rules Governing the Listing of Securities on The Stock Exchange of Hong Kong Limited, the Group is required to prepare an interim financial report in compliance with HKAS 34, *Interim financial reporting*, in respect of the first six months of the financial year. At the end of the interim period, the Group applies the same impairment testing, recognition, and reversal criteria as it would at the end of the financial year (see Notes (G)(i) and (ii)).

Impairment losses recognised in an interim period in respect of goodwill are not reversed in a subsequent period. This is the case even if no loss, or a smaller loss, would have been recognised had the impairment been assessed only at the end of the financial year to which the interim period relates.



# MATERIAL ACCOUNTING POLICIES

## (H) LEASED ASSETS

At inception of a contract, the Group assesses whether the contract is, or contains, a lease. A contract is, or contains, a lease if the contract conveys the right to control the use of an identified asset for a period of time in exchange for consideration. Control is conveyed where the customer has both the right to direct the use of the identified asset and to obtain substantially all of the economic benefits from that use.

### (i) As a lessee

Where the contract contains lease component(s) and non-lease component(s), the Group has elected not to separate non-lease components and accounts for each lease component and any associated non-lease components as a single lease component for all leases.

At the lease commencement date, the Group recognises a right-of-use asset and a lease liability, except for short-term leases that have a lease term of 12 months or less and leases of low-value assets. When the Group enters into a lease in respect of a low-value asset, the Group decides whether to capitalise the lease on a lease-by-lease basis. The lease payments associated with those leases which are not capitalised are recognised as an expense on a systematic basis over the lease term.

Where the lease is capitalised, the lease liability is initially recognised at the present value of the lease payments payable over the lease term, discounted using the interest rate implicit in the lease or, if that rate cannot be readily determined, using a relevant incremental borrowing rate. After initial recognition, the lease liability is measured at amortised cost and interest expense is calculated using the effective interest method. Variable lease payments that do not depend on an index or rate are not included in the measurement of the lease liability and hence are charged to profit or loss in the accounting period in which they are incurred.

The right-of-use asset recognised when a lease is capitalised is initially measured at cost, which comprises the initial amount of the lease liability plus any lease payments made at or before the commencement date, and any initial direct costs incurred. Where applicable, the cost of the right-of-use assets also includes an estimate of costs to dismantle and remove the underlying asset or to restore the underlying asset or the site on which it is located, discounted to their present value, less any lease incentives received. The right-of-use asset is subsequently stated at cost less accumulated depreciation (see Note (E) for each type of underlying asset) and impairment losses (see Note (G) (ii)), except for the following types of right-of-use asset:

- right-of-use assets that meet the definition of investment property are carried at fair value in accordance with Note (D)(i); and
- right-of-use assets related to interests in leasehold land where the interest in the land is held as inventory are carried at the lower of cost and net realisable value in accordance with Note (I).

The initial fair value of refundable rental deposits is accounted for separately from the right-of-use assets in accordance with the accounting policy applicable to investments in securities carried at amortised cost (see Note (F)). Any difference between the initial fair value and the nominal value of the deposits is accounted for as additional lease payments made and is included in the cost of right-of-use assets.

## MATERIAL ACCOUNTING POLICIES

The lease liability is remeasured when there is a change in future lease payments arising from a change in an index or rate, or there is a change in the Group's estimate of the amount expected to be payable under a residual value guarantee, or there is a change arising from the reassessment of whether the Group will be reasonably certain to exercise a purchase, extension or termination option. When the lease liability is remeasured in this way, a corresponding adjustment is made to the carrying amount of the right-of-use asset, or is recorded in profit or loss if the carrying amount of the right-of-use asset has been reduced to zero.

The lease liability is also remeasured when there is a change in the scope of a lease or the consideration for a lease that is not originally provided for in the lease contract ("lease modification") that is not accounted for as a separate lease. In this case the lease liability is remeasured based on the revised lease payments and lease term using a revised discount rate at the effective date of the modification. The only exceptions are rent concessions that occurred as a direct consequence of the COVID-19 pandemic and met the conditions set out in paragraph 46B of HKFRS 16, *Leases*. In such cases, the Group has taken advantage of the practical expedient not to assess whether the rent concession are lease modifications, and recognised the change in consideration as negative variable lease payments in profit or loss in the period in which the event or condition that triggers the rent concession occurred.

The Group includes right-of-use assets that do not meet the definition of investment properties and properties for sale in "Hotel properties, plant and equipment" in the consolidated statement of financial position.

### (ii) As a lessor

When the Group acts as a lessor, it determines at lease inception whether each lease is a finance lease or an operating lease. A lease is classified as a finance lease if it transfers substantially all the risks and rewards incidental to the ownership of an underlying assets to the lessee. If this is not the case, the lease is classified as an operating lease.

When a contract contains lease and non-lease components, the Group allocates the consideration in the contract to each component on a relative stand-alone selling price basis. The rental income from operating leases is recognised in accordance with Note (O)(ii).

When the Group is an intermediate lessor, the sub-leases are classified as a finance lease or as an operating lease with reference to the right-of-use asset arising from the head lease. If the head lease is a short-term lease to which the Group applies the exemption for short-term leases that have a lease term of 12 months or less and leases of low-value assets, then the Group classifies the sub-lease as an operating lease.

## MATERIAL ACCOUNTING POLICIES

### (I) INVENTORIES

#### (i) Completed properties for sale

Completed properties for sale are stated at lower of cost and net realisable value. Cost is determined by apportionment of the total development costs, including borrowing costs capitalised (see Note (P)), attributable to unsold units. Net realisable value is estimated by the management, based on prevailing market conditions which represents the estimated selling price less costs to be incurred in selling the property. Cost of completed properties held for sale comprise all costs of purchase, costs of conversion and costs incurred in bringing the inventories to their present location and condition.

The amount of any write down or provision for properties held for sale is recognised as an expense in the period the write down or loss occurs. The amount of any reversal of any write down or provision arising from an increase in net realisable value is recognised in the consolidated income statement in the period in which the reversal occurs.

#### (ii) Hotel consumables

Inventories comprise hotel consumables and are stated at the lower of cost and net realisable value.

Cost is calculated using the weighted average cost formula and comprises all costs of purchase, costs of conversion and other costs incurred in bringing the inventories to their present location and condition. Net realisable value represents the estimated selling price in the ordinary course of business less direct selling costs.

When inventories are sold, the carrying amount of those inventories is recognised as an expense in the period in which the related revenue is recognised. The amount of any write-down of inventories to net realisable value and all losses of inventories are recognised as an expense in the period the write-down or loss occurs. The amount of any reversal of any write-down of inventories is recognised as a reduction in the amount of inventories recognised as an expense in the period in which the reversal occurs.

### (J) DERIVATIVE FINANCIAL INSTRUMENTS

Derivative financial instruments are recognised initially at fair value. At the end of each reporting period, the fair value is remeasured. The gain or loss on remeasurement to fair value is recognised immediately in the consolidated income statement, except where the derivatives qualify for cash flow hedge accounting or hedge the net investment in a foreign operation, in which case recognition of any resultant gain or loss depends on the nature of the item being hedged.

## MATERIAL ACCOUNTING POLICIES

### (K) CASH AND CASH EQUIVALENTS

Cash and cash equivalents comprise cash at bank and on hand, demand deposits with banks and other financial institutions, and short-term, highly liquid investments that are readily convertible into known amounts of cash and which are subject to an insignificant risk of changes in value, having been within three months of maturity at acquisition. Bank overdrafts that are repayable on demand and form an integral part of the Group's cash management are also included as a component of cash and cash equivalents for the purpose of the consolidated statement of cash flows. Cash and cash equivalents are assessed for ECLs in accordance with the policy set out in Note (G).

### (L) ASSETS HELD FOR SALE

Disposal group comprising assets and liabilities, is classified as held-for sale if it is highly probable that they will be recovered primarily through sale rather than through continuing use and the disposal group is available for sale in its present condition.

Such assets, or disposal groups, are generally measured at the lower of their carrying amount and fair value less costs to sell. Any impairment loss on a disposal group is allocated first to goodwill, and then to the remaining assets and liabilities on a pro rata basis, except that no loss is allocated to inventories, financial assets, which continue to be measured in accordance with Group's other accounting policies. Impairment losses on initial classification as held-for-sale or held for distribution and subsequent gains and losses on remeasurement are recognised in profit or loss.

Once classified as held-for-sale, hotel properties, plant and equipment are no longer depreciated.

### (M) CONTRACT ASSETS AND CONTRACT LIABILITIES

A contract asset is recognised when the Group recognises revenue (see Note (O)) before being unconditionally entitled to the consideration under the payment terms set out in the contract. Contract assets are assessed for ECLs in accordance with the policy set out in Note (G) and are reclassified to receivables when the right to the consideration has become unconditional.

A contract liability is recognised when the customer pays consideration before the Group recognises the related revenue (see Note (O)). A contract liability would also be recognised if the Group has an unconditional right to receive consideration before the Group recognises the related revenue. In such cases, a corresponding receivable would also be recognised.

For a single contract with the customer, either a net contract asset or a net contract liability is presented. For multiple contracts, contract assets and contract liabilities of unrelated contracts are not presented on a net basis.

When the contract includes a significant financing component, the contract balance includes interest accrued under the effective interest method (see Note (O)).

# MATERIAL ACCOUNTING POLICIES

## (N) FOREIGN CURRENCIES

Foreign currency transactions during the year are translated into Hong Kong dollars at the exchange rates ruling at the transaction dates. Monetary foreign currency balances and the statements of financial position of foreign operations are translated into Hong Kong dollars at the exchange rates ruling at the end of the reporting period. Non-monetary assets and liabilities denominated in foreign currencies that are stated at fair value are translated using the foreign exchange rates ruling at the dates the fair value was measured. The transaction date is the date on which the Group initially recognises such non-monetary assets or liabilities.

The results of foreign operations are translated into Hong Kong dollars at the monthly weighted average exchange rates for the year. Statement of financial position items, including goodwill arising on consolidation of foreign operations acquired on or after 1 January 2005, are translated into Hong Kong dollars at the closing foreign exchange rates at the end of the reporting period. Differences arising from the translation of the financial statements of foreign operations are recognised in OCI and accumulated separately in equity in the exchange reserve and those arising from the financing of properties under development by foreign currency borrowings are capitalised as part of the development costs. All other exchange differences are dealt with in the consolidated income statement.

On disposal of a foreign operation, the cumulative amount of the exchange differences which relate to that foreign operation is reclassified from equity to the consolidated income statement and is included in the calculation of the profit or loss on disposal.

## (O) RECOGNITION OF REVENUE

Income is classified by the Group as revenue when it arises from the sale of goods, the provision of services or the use by others of the Group's assets under leases in the ordinary course of the Group's business.

Revenue is recognised when control over a product or service is transferred to the customer, or the lessee has the right to use the asset, at the amount of promised consideration to which the Group is expected to be entitled, excluding those amounts collected on behalf of third parties. Revenue excludes value added tax or other sales taxes and is after deduction of any trade discounts.

Where the contract contains a financing component which provides a significant financing benefit to the customer for more than 12 months, revenue is measured at the present value of the amount receivable, discounted using the discount rate that would be reflected in a separate financing transaction with the customer, and interest income is accrued separately under the effective interest method. Where the contract contains a financing component which provides a significant financing benefit to the Group, revenue recognised under that contract includes the interest expense accreted on the contract liability under the effective interest method. The Group takes advantage of the practical expedient in paragraph 63 of HKFRS 15 and does not adjust the consideration for any effects of a significant financing component if the period of financing is 12 months or less.

- (i) Revenue in respect room rental is recognised over time during the period of stay for the hotel guests. Revenue from food and beverage sales and other ancillary services is recognised at the point in time when the services are rendered.
- (ii) Income from hotel operations is recognised at the time when the services are rendered.

## MATERIAL ACCOUNTING POLICIES

- (iii) Rental income under operating leases is recognised in equal instalments over the accounting periods covered by the lease term, except where an alternative basis is more representative of the pattern of benefits to be derived from the use of the leased assets. Lease incentives granted are recognised as an integral part of the aggregate net lease payments receivable. Variable lease payments that do not depend on an index or a rate are recognised as income in the accounting period in which they are earned.
- (iv) Revenue arising from the sale of properties developed for sale in the ordinary course of business is recognised when legal assignment is completed or the property is accepted by the customer, which is the point in time when the customer has the ability to direct the use of the property and obtain substantially all of the remaining benefits of the property. Deposits and instalments received on properties sold prior to the date of revenue recognition are included in the statement of financial position under contract liabilities as “Pre-sale Deposits and Proceeds”.

When residential properties are marketed by the Group while the property is still under construction, the Group may offer a discount compared to the listed sales price, provided the customer agrees to pay the balance of the consideration early. In such cases, if the advance payments are regarded as providing a significant financing benefit to the group, interest expense arising from the adjustment of time value of money will be accrued by the Group during the period between the payment date and the completion date of legal assignment or the date when the property is accepted by the customer. This accrual increases the balance of “Pre-sale Deposits and Proceeds” during the period of construction, and therefore increases the amount of revenue recognised when control of the completed property is transferred to the customer. The interest is expensed as accrued unless it is eligible to be capitalised under HKAS 23, *Borrowing costs* (see Note (P)).

- (v) Interest income is recognised as it accrues using the effective interest method.
- (vi) Dividend income from unlisted investments is recognised when the shareholder’s right to receive payment is established.

Dividend income from listed investments is recognised when the share price of the investment goes ex-dividend.

- (vii) Government grants are recognised in the statement of financial position initially when there is reasonable assurance that they will be received and that the group will comply with the conditions attaching to them. Grants that compensate the group for expenses incurred are recognised as income in profit or loss on a systematic basis in the same periods in which the expenses are incurred. Grants that compensate the group for the cost of an asset are deducted from the carrying amount of the asset and consequently are effectively recognised in profit or loss over the useful life of the asset by way of reduced depreciation expense.

### (P) BORROWING COSTS

Borrowing costs that are directly attributable to the acquisition, construction or production of an asset which necessarily takes a substantial period of time to get ready for its intended use or sale are capitalised as part of the cost of that asset. Other borrowing costs are expensed in the period in which they are incurred.

The capitalisation of borrowing costs as part of the cost of a qualifying asset commences when expenditure for the asset is being incurred, borrowing costs are being incurred and activities that are necessary to prepare the asset for its intended use or sale are in progress. Capitalisation of borrowing costs is suspended or ceases when substantially all the activities necessary to prepare the qualifying asset for its intended use or sale are interrupted or complete.

# MATERIAL ACCOUNTING POLICIES

## (Q) INCOME TAX

- (i) Income tax for the year comprises current tax and movements in deferred tax assets and liabilities. Current tax and movements in deferred tax assets and liabilities are recognised in the consolidated income statement except to the extent that they relate to items recognised in OCI or directly in equity, in which case the relevant amounts of tax are recognised in OCI or directly in equity, respectively.
- (ii) Current tax is the expected tax payable on the taxable income for the year, using tax rates enacted or substantively enacted at the end of the reporting period, and any adjustment to tax payable in respect of previous years.
- (iii) Deferred tax assets and liabilities arise from deductible and taxable temporary differences respectively, being the difference between the carrying amounts of assets and liabilities for financial reporting purposes and their tax bases. Deferred tax assets also arise from unused tax losses and unused tax credits.

Apart from certain limited exceptions, all deferred tax liabilities and all deferred tax assets, to the extent that it is probable that future taxable profits will be available against which the asset can be utilised, are recognised. Future taxable profits that may be capable to support the recognition of deferred tax assets arising from deductible temporary differences include those that will arise from the reversal of existing taxable temporary differences.

The limited exceptions to recognition of deferred tax assets and liabilities are those temporary differences arising from goodwill not deductible for tax purposes and the initial recognition of assets or liabilities that affect neither accounting nor taxable profit (provided that they are not part of a business combination).

Where investment properties are carried at their fair value in accordance with the accounting policy set out in Note (D)(i), the amount of deferred tax recognised is measured using the tax rates that would apply on sale of those assets at their carrying value at the end of the reporting period unless the property is depreciable and is held within a business model whose objective is to consume substantially all of the economic benefits embodied in the property over time, rather than through sale. In all other cases, the amount of deferred tax recognised is measured based on the expected manner of realisation or settlement of the carrying amount of the assets and liabilities, using tax rates enacted or substantively enacted at the end of the reporting period. Deferred tax assets and liabilities are not discounted.

The carrying amount of a deferred tax asset is reviewed at the end of each reporting period and is reduced to the extent that it is no longer probable that sufficient taxable profits will be available to allow the related tax benefit to be utilised. Any such reduction is reversed to the extent that it becomes probable that sufficient taxable profits will be available.

Additional income taxes that arise from the distribution of dividends are recognised when related dividends are likely to be payable in the foreseeable future.

## MATERIAL ACCOUNTING POLICIES

- (iv) Current tax balances and deferred tax balances, and movements therein, are presented separately from each other and are not offset. Current tax assets are offset against current tax liabilities, and deferred tax assets against deferred tax liabilities, if, and only if, the Group has the legally enforceable right to set off current tax assets against current tax liabilities and the following additional conditions are met:
- in the case of current tax assets and liabilities, the Company or the Group intends either to settle on a net basis, or to realise the asset and settle the liability simultaneously; or
  - in the case of deferred tax assets and liabilities, if they relate to income taxes levied by the same taxation authority on either:
    - the same taxable entity; or
    - different taxable entities, which, in each future period in which significant amounts of deferred tax liabilities or assets are expected to be settled or recovered, intend to realise the current tax assets and settle the current tax liabilities on a net basis or realise and settle simultaneously.

### (R) EMPLOYEE BENEFITS

#### Short term employee benefits and contributions to defined contribution retirement plans

Salaries, annual bonuses, paid annual leave, leave passage, contributions to defined contribution retirement plans and the cost of non-monetary benefits are accrued in the year in which the associated services are rendered by employees of the Group. Where payment or settlement is deferred and the effect would be material, these amounts are stated at their present values.

### (S) SEGMENT REPORTING

Operating segments, and the amounts of each segment item reported in the financial statements, are identified from the financial information provided regularly to the Group's top management for the purposes of allocating resources to, and assessing the performance of, the Group's various lines of business and geographical locations.

Individually material operating segments are not aggregated for financial reporting purposes unless the segments have similar economic characteristics and are similar in respect of the nature of products and services, the nature of production processes, the type or class of customers, the methods used to distribute the products or provide the services, and the nature of the regulatory environment. Operating segments which are not individually material may be aggregated if they share a majority of these criteria.



# MATERIAL ACCOUNTING POLICIES

## (T) FINANCIAL GUARANTEES ISSUED, PROVISIONS AND CONTINGENT LIABILITIES

### (i) Financial guarantees issued

Financial guarantees are contracts that require the issuer (i.e. the guarantor) to make specified payments to reimburse the beneficiary of the guarantee (the "holder") for a loss the holder incurs because a specified debtor fails to make payment when due in accordance with the terms of a debt instrument.

Where the Group issues a financial guarantee, the fair value of the guarantee is initially recognised as deferred income. The fair value of financial guarantees issued at the time of issuance is determined by reference to fees charged in an arm's length transaction for similar services, when such information is obtainable, or is otherwise estimated by reference to interest rate differentials, by comparing the actual rates charged by lenders when the guarantee is made available with the estimated rates that lenders would have charged, had the guarantees not been available, where reliable estimates of such information can be made. Where consideration is received or receivable for the issuance of the guarantee, the consideration is recognised in accordance with the Group's policies applicable to that category of asset. Where no such consideration is received or receivable, an immediate expense is recognised in the consolidated income statement on initial recognition of any deferred income.

The amount of the guarantee initially recognised as deferred income is amortised in the consolidated income statement over the term of the guarantee as income from financial guarantees issued. In addition, provisions are recognised in accordance with Note (T)(ii) if and when (i) it becomes probable that the holder of the guarantee will call upon the Group under the guarantee, and (ii) the amount of that claim on the Group is expected to exceed the carrying amount in respect of that guarantee, i.e. the amount initially recognised, less accumulated amortisation.

### (ii) Other provisions and contingent liabilities

Provisions are recognised when the Group or the Company has a legal or constructive obligation arising as a result of a past event, it is probable that an outflow of economic benefits will be required to settle the obligation and a reliable estimate can be made. Where the time value of money is material, provisions are stated at the present value of the expenditure expected to settle the obligation.

Where it is not probable that an outflow of economic benefits will be required, or the amount cannot be estimated reliably, the obligation is disclosed as a contingent liability, unless the probability of outflow of economic benefits is remote. Possible obligations, whose existence will only be confirmed by the occurrence or non-occurrence of one or more future events are also disclosed as contingent liabilities unless the probability of outflow of economic benefits is remote.

Where some or all of the expenditure required to settle a provision is expected to be reimbursed by another party, a separate asset is recognised for any expected reimbursement that would be virtually certain. The amount recognised for the reimbursement is limited to the carrying amount of the provision.

# MATERIAL ACCOUNTING POLICIES

## (U) RELATED PARTIES

- (i) A person, or a close member of that person's family, is related to the Group if that person:
  - (a) has control or joint control over the Group;
  - (b) has significant influence over the Group; or
  - (c) is a member of the key management personnel of the Group or the Group's parent.
- (ii) An entity is related to the Group if any of the following conditions applies:
  - (a) The entity and the Group are members of the same Group (which means that each parent, subsidiary and fellow subsidiary is related to the others).
  - (b) One entity is an associate or joint venture of the other entity (or an associate or a joint venture of a member of a Group of which the other entity is a member).
  - (c) Both entities are joint ventures of the same third party.
  - (d) One entity is a joint venture of a third entity and the other entity is an associate of the third entity.
  - (e) The entity is a post-employment benefit plan for the benefit of employees of either the Group or an entity related to the Group.
  - (f) The entity is controlled or jointly controlled by a person identified in (i).
  - (g) A person identified in (i)(a) had significant influence over the entity or is a member of the key management personnel of the entity (or of a parent of the entity).
  - (h) The entity, or any member of a Group of which it is a part, provides key management personnel services to the Group or to the Group's parent.

# MATERIAL ACCOUNTING POLICIES

## (V) SIGNIFICANT ACCOUNTING ESTIMATES AND JUDGEMENTS

### Key sources of estimation uncertainty

Note 20 contain information about the assumptions and their risk relating to financial instruments. Other key sources of estimation uncertainty are as follows:

#### – **Assessment of provision for properties held under development and for sale**

Management determines the net realisable value of properties held for sale by using (1) prevailing market data such as most recent sale transactions and market survey reports available from independent property valuers; and (2) internal estimates of costs based on quotes by suppliers.

Management's assessment of the net realisable value of properties under development for sale requires the application of a risk-adjusted discount rate to estimate future discounted cash flows to be derived from the properties under development and for sale. These estimates require judgement as to the anticipated sale prices by reference to recent sale transactions in nearby locations, rates of new property sales, marketing costs (including price discounts required to stimulate sales) and the expected costs to completion of properties, the legal and regulatory framework and general market conditions. The Group's estimates may be inaccurate and estimates may need to be adjusted in later periods.

#### – **Valuation of investment properties**

Investment properties are included in the consolidated statement of financial position at their market value unless they are still in the course of construction or development at the end of the reporting period and their fair value cannot be reliably determined at that time. The market value of investment properties is assessed annually by independent qualified valuers, after taking into consideration the net income allowing for reversionary potential of the properties.

The assumptions adopted in the property valuations are based on the market conditions existing at the end of the reporting period, with reference to current market rental and the appropriate capitalisation rate.

#### – **Assessment of impairment of non-current assets**

Management assesses the recoverable amount of each asset based on its value in use (using relevant rates) or on its fair value less cost disposal (by reference to market prices), depending upon the anticipated future plans for the asset. Estimating the value in use of an asset involves estimating the future cash inflows and outflows to be derived from continuing use of the asset and from its ultimate disposal and applying the appropriate discount rate to these future cash flows. Cash flow projections for the remaining useful life of the asset and the most recent financial budgets/forecasts are approved by management.

# PRINCIPAL SUBSIDIARIES, AN ASSOCIATE AND A JOINT VENTURE

At 31 December 2023

Subsidiaries	Place of incorporation/operation	Issued share capital/registered and paid up capital	Percentage of equity attributable to shareholders	Principal activities
*# Harbour Centre (Hong Kong) Limited	British Virgin Islands/ Hong Kong	500 US\$1 shares	100%	Holding company
HCDL Finance Limited	Hong Kong	HK\$5,000,000 divided into 5,000,000 shares	100%	Finance
Manniworth Company Limited	Hong Kong	HK\$10,000 divided into 10,000 shares	100%	Property
The Hongkong Hotel Limited	Hong Kong	HK\$100,000 divided into 100,000 shares	100%	Hotel and property
# HCDL Investments Limited	Hong Kong	HK\$1 divided into 1 share	100%	Holding company
* Silver Voyage (0051) Limited	British Virgin Islands/ Hong Kong	500 US\$1 shares	100%	Holding company
* Superior Skills Limited	British Virgin Islands/ Hong Kong	500 US\$1 shares	100%	Holding company
* Algebra Assets Limited	British Virgin Islands/ International/ Hong Kong	500 US\$1 shares	100%	Investment
* Buzz Century Limited	British Virgin Islands/ Hong Kong	500 US\$1 shares	100%	Investment
* Victor Horizon (0051) Limited	British Virgin Islands/ Hong Kong	500 US\$1 shares	100%	Investment
HCDL Investments Finance Limited	Hong Kong	HK\$1 divided into 1 share	100%	Finance
The Murray Limited	Hong Kong	HK\$1 divided into 1 share	100%	Hotel
# Wealthy Flow Company Limited	Hong Kong	HK\$1 divided into 1 share	100%	Bank deposits

# PRINCIPAL SUBSIDIARIES, AN ASSOCIATE AND A JOINT VENTURE

At 31 December 2023

Subsidiaries	Place of incorporation/operation	Issued share capital/registered and paid up capital	Percentage of equity attributable to shareholders	Principal activities
* HCDL China Development Limited	British Virgin Islands/ Hong Kong	500 US\$1 shares	100%	Holding Company
HCDL China Finance Limited	Hong Kong	HK\$1 divided into 1 share	100%	Finance
Cheer Sky Investment Limited	Hong Kong	HK\$1 divided into 1 share	100%	Holding company
Free Boost Investments Limited	Hong Kong	HK\$1 divided into 1 share	100%	Holding company
High Sea Investments Limited	Hong Kong	HK\$2 divided into 2 shares	100%	Holding company
Joinhill Investments Limited	Hong Kong	HK\$1 divided into 1 share	100%	Holding company
Market Favour Investments Limited	Hong Kong	HK\$1 divided into 1 share	100%	Holding company
九龍倉(常州)置業有限公司 (Note (ii))	The People's Republic of China	US\$144,950,000	100%	Property
蘇州高龍房產發展有限公司 (Note (i))	The People's Republic of China	RMB1,500,000,000	80%	Property
蘇州尼依格羅酒店有限公司 (Note (iii))	The People's Republic of China	RMB30,000,000	80%	Hotel
南京聚龍房地產開發有限公司 (Note (ii))	The People's Republic of China	US\$1,000,000	100%	Holding company
常州馬哥孛羅酒店有限公司 (Note (ii))	The People's Republic of China	US\$8,500,000	100%	Inactive
廣州秀達企業管理有限公司 (Note (ii))	The People's Republic of China	HK\$2,000,000	100%	Holding company
廣州譽港企業管理有限公司 (Note (iii))	The People's Republic of China	RMB5,000,000	100%	Holding company
廣州港捷企業管理有限公司 (Note (iii))	The People's Republic of China	RMB10,000,000	100%	Holding company

# PRINCIPAL SUBSIDIARIES, AN ASSOCIATE AND A JOINT VENTURE

At 31 December 2023

<b>Associate</b>	<b>Place of incorporation/operation</b>	<b>Class of shares</b>	<b>Percentage of equity attributable to shareholders</b>	<b>Principal activities</b>
上海萬九緣合置業有限公司	The People's Republic of China	Registered	27%	Property

<b>Joint Venture</b>	<b>Place of incorporation/operation</b>	<b>Class of shares</b>	<b>Percentage of equity attributable to shareholders</b>	<b>Principal activities</b>
Speedy Champ Investments Limited	Hong Kong	Ordinary	55%	Holding company

# Subsidiaries held directly.

\* Registered in Hong Kong under Part 16 of the Companies Ordinance (Cap 622 of the laws of Hong Kong) as a registered non-Hong Kong company.

(i) The entity is registered as a sino-foreign joint venture company under PRC law.

(ii) This entity is registered as a wholly foreign owned enterprise under PRC law.

(iii) This entity is registered as a wholly domestic owned enterprise under PRC law.

## Notes:

(a) All the subsidiaries listed above were, as at 31 December 2023, indirectly held by the Company except where marked #.

(b) The above list gives the principal subsidiaries, an associate and a joint venture of the Group which, in the opinion of the Directors, principally affect the profit and assets of the Group.

# SCHEDULE OF PRINCIPAL PROPERTIES

At 31 December 2023

Address	Approximate Gross Floor Areas (sq.ft.)					Site Area (sq.ft.)	Lot Number	Lease Expiry	Year of Completion/Expected Completion	Stage of Completion	Effective Equity Interest to the Company
	Total	Office	Retail	Residential	Others						
<b>HONG KONG</b>											
<b>Investment Properties</b>											
Marco Polo Hongkong Hotel (Commercial Section), Harbour City, Tsimshatsui	190,000	18,000	172,000	-	-	Note (a)	(a) KML 91 S.A. & KML 10 S.B.	2863	1969	N/A	100%
Units at Star House, 3 Salisbury Road, Kowloon	50,800	-	50,800	-	-	-	N/A KML 10 S.A.	2863	1966	N/A	100%
	240,800	18,000	222,800	-	-	-					
<b>Hotel Properties</b>											
Marco Polo Hongkong Hotel, Harbour City, Tsimshatsui	547,000	-	-	-	547,000	(A 629-room hotel)	58,814 KML 91 S.A. & KML 10 S.B.	2863	1969	N/A	100%
The Murray, Cotton Tree Drive, Central	336,000	-	-	-	336,000	(A 336-room hotel)	68,136 IL 9036	2063	2017	N/A	100%
	883,000	-	-	-	883,000	-					
<b>HONG KONG TOTAL</b>	<b>1,123,800</b>	<b>18,000</b>	<b>222,800</b>	<b>-</b>	<b>883,000</b>						
<b>MAINLAND CHINA</b>											
<b>Investment Property</b>											
Suzhou International Finance Square	237,000	-	-	-	237,000	-	(b) N/A	2047	2020	N/A	80%
Xing Hu Jie, Suzhou Industrial Park, Suzhou											
<b>Hotel Properties</b>											
Niccolo Suzhou	374,000	-	-	-	374,000	(A 233-room hotel on 100% ownership)	(b) N/A	2047	2021	N/A	80%
Tower 1 Suzhou IFS, 409 Suzhou Avenue East, Suzhou Industrial Park, Suzhou											
Marco Polo Changzhou – Note (e)	474,000	-	-	131,000	343,000	(A 271-room hotel and The Mansion)	842,531 N/A	2048	2014	N/A	100%
88 Hehai East Road, Xinbei District, Changzhou											
	848,000	-	-	131,000	717,000	-					
<b>Development Properties</b>											
Suzhou Times City	6,000	-	-	6,000	-	-	5,425,454 N/A	2077	2017	N/A	80%
Xiandai Da Dao, Suzhou Industrial Park, Suzhou											
Suzhou International Finance Square	708,000	541,000	-	167,000	-	-	(b) N/A	2047/77	2020	N/A	80%
Xing Hu Jie, Suzhou Industrial Park, Suzhou											
	714,000	541,000	-	173,000	-	-					
<b>Development Property (undertaken by an associate) – Note (c)</b>											
Shanghai South Station (Vanke Center Xuhui) Caohejing Area Lot 278a-05/278b-02/278b-04, South Station Business Zone, Xuhui District, Shanghai	969,000	691,000	278,000	-	-	-	1,156,979 N/A	2052/62	2024	Superstructure in progress	27%
<b>MAINLAND CHINA TOTAL</b>	<b>2,768,000</b>	<b>1,232,000</b>	<b>278,000</b>	<b>304,000</b>	<b>954,000</b>						
<b>GROUP TOTAL</b>	<b>3,891,800</b>	<b>1,250,000</b>	<b>500,800</b>	<b>304,000</b>	<b>1,837,000</b>						

Notes:

- Part of Marco Polo Hongkong Hotel building.
- This property forms part of Suzhou International Finance Square which has a total site area of 229,069 sq. ft.
- The floor area of property held through an associate is shown on an attributable basis.
- Total Mainland China development properties area included 54,000 sq. ft. pre-sold areas which have not yet been recognised in the financial statements.
- A binding agreement was reached to dispose of the Marco Polo Changzhou in February 2022 and the hotel was closed at the end of February. However, the transaction was terminated in July 2022 as the purchaser defaulted on subsequent payments; details of which were previously disclosed in the Company's announcement dated 2 August 2022, and the hotel remains closed.

## TEN-YEAR FINANCIAL SUMMARY

HK\$ Million	2023	2022	2021	2020	2019	2018	2017	2016	2015	2014
<b>Consolidated Income Statement</b>										
Revenue	1,579	1,139	4,484	3,313	1,395	1,583	6,997	3,558	5,048	5,646
Underlying net profit/(loss) (Note a)	(201)	(133)	40	413	435	512	1,290	762	1,194	851
Profit/(loss) attributable to shareholders	(107)	(197)	(24)	(1,119)	117	831	1,320	692	1,231	1,082
Dividends attributable to shareholders	–	–	–	100	156	213	496	354	496	425
<b>Consolidated Statement of Financial Position</b>										
Investment properties	5,099	5,005	5,138	5,148	6,480	6,396	9,300	8,277	7,876	7,253
Hotel properties, plant and equipment	6,764	6,655	7,285	7,267	7,558	7,867	8,088	6,529	5,677	5,429
Interest in an associate	591	815	962	1,059	1,249	1,294	1,599	1,417	1,608	2,059
Interest in joint ventures	10	20	21	23	1,604	1,601	1,694	1,808	2,039	2,127
Equity investments	2,522	3,192	3,386	3,546	4,065	2,396	2,708	2,301	2,450	1,550
Properties for sale	1,118	1,793	2,227	4,947	4,777	3,726	144	1,957	2,699	4,979
Bank deposits and cash	381	634	1,089	1,294	1,910	2,428	2,699	5,154	6,447	5,185
Other assets	411	735	418	683	742	700	664	671	855	960
Total assets	16,896	18,849	20,526	23,967	28,385	26,408	26,896	28,114	29,651	29,542
Bank loans	(526)	(1,098)	(1,450)	(2,810)	(3,635)	(2,813)	(2,302)	(3,250)	(4,800)	(4,418)
Other liabilities	(1,932)	(2,417)	(3,139)	(5,228)	(7,283)	(5,706)	(6,391)	(8,318)	(7,521)	(7,878)
Net assets	14,438	15,334	15,937	15,929	17,467	17,889	18,203	16,546	17,330	17,246
Share capital	3,641	3,641	3,641	3,641	3,641	3,641	3,641	3,641	3,641	3,641
Reserves	10,688	11,487	11,976	11,841	13,443	13,635	13,913	12,188	12,544	12,564
Shareholders' equity	14,329	15,128	15,617	15,482	17,084	17,276	17,554	15,829	16,185	16,205
Non-controlling interests	109	206	320	447	383	613	649	717	1,145	1,041
Total equity	14,438	15,334	15,937	15,929	17,467	17,889	18,203	16,546	17,330	17,246
Net debt/(cash)	145	464	361	1,516	1,725	385	(397)	(1,904)	(1,647)	(767)
<b>Financial Data</b>										
<i>Per share data</i>										
Earnings/(loss) per share (HK\$)										
– Underlying net profit/(loss) (Note a)	(0.28)	(0.19)	0.06	0.58	0.61	0.72	1.82	1.08	1.68	1.20
– Reported profit/(loss)	(0.15)	(0.28)	(0.03)	(1.58)	0.17	1.17	1.86	0.98	1.74	1.53
Net assets value per share (HK\$)	20.22	21.34	22.03	21.84	24.10	24.38	24.77	22.33	22.84	22.86
Dividends per share (HK cents)	–	–	–	–	22.00	30.00	70.00	50.00	70.00	60.00
Special dividends per share (HK cents)	–	–	–	14.00	–	–	–	–	–	–
<i>Financial ratios</i>										
Net debt to total equity (%)	1.0%	3.0%	2.3%	9.5%	9.9%	2.2%	N/A	N/A	N/A	N/A
Return on shareholders' equity (%) (Note b)	–0.7%	–1.3%	–0.2%	–7.0%	+0.7%	+4.8%	+7.9%	+4.3%	+7.6%	+6.9%
Dividend cover (Times)										
– Underlying net profit (Note a)	N/A	N/A	N/A	4.1	2.8	2.4	2.6	2.2	2.4	2.0
– Reported profit	N/A	N/A	N/A	N/A	0.8	3.9	2.7	2.0	2.5	2.6
Interest cover (Times) (Note c)	16.4	6.0	21.5	10.6	7.9	8.2	101.4	14.3	18.5	7.3

### Notes:

- Underlying net profit/(loss) mainly excludes changes in investment property revaluation, impairment on hotel properties/hotel properties under development and non-recurring items.
- Return on shareholders' equity is based on profit/(loss) attributable to shareholders over average shareholders' equity during the year.
- Interest cover is based on EBITDA over finance costs (before capitalisation, fair value gain/(loss) and impairment loss).
- Certain figures have been reclassified or restated to comply with the prevailing HKFRSs.